

# CFTC and ICE commitments of traders

## Positions reported at close of business on June 28

JOHN KEMP  
REUTERS

4 July 2022

# CFTC and ICE commitments of traders

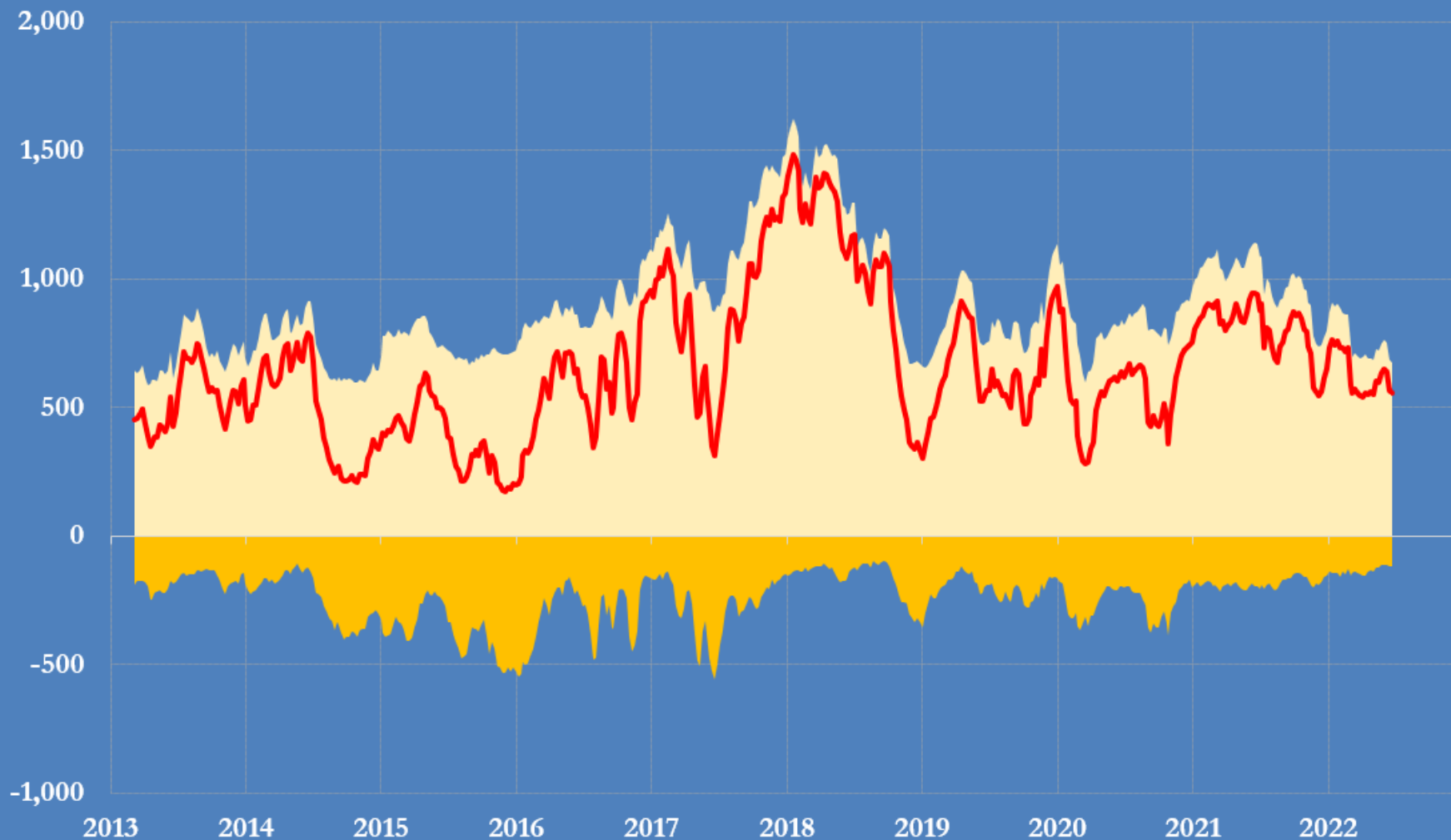
Week ending: 28 June 2022

	Total Long Positions	Total Short Positions	Net Position (Long-Short)		Δ Long Positions	Δ Short Positions	Δ Net position	Long/Short Positions Ratio	
	million bbl	million bbl	million bbl	percentile	million bbl	million bbl	million bbl	ratio	percentile
Total petroleum positions	674	119	556	0.39	-10	-2	-9	5.67	0.74
Crude oil	520	87	433	0.34	-6	-6	-0	6.00	0.73
All products	154	32	122	0.52	-4	+4	-9	4.80	0.52
Middle distillates	92	24	69	0.56	-5	+1	-6	3.90	0.66
WTI (NYMEX + ICE)	280	44	236	0.37	+8	-4	+11	6.38	0.66
Brent	240	43	197	0.36	-14	-2	-12	5.60	0.65
U.S. gasoline	62	8	54	0.52	+1	+3	-3	7.33	0.74
U.S. diesel	33	20	13	0.54	-2	+0	-2	1.64	0.55
European gas oil	59	3	56	0.58	-3	+1	-4	17.09	0.86

Percentiles are for all weeks since 2013

Sources: CFTC and ICE Futures Europe  
@JKempEnergy

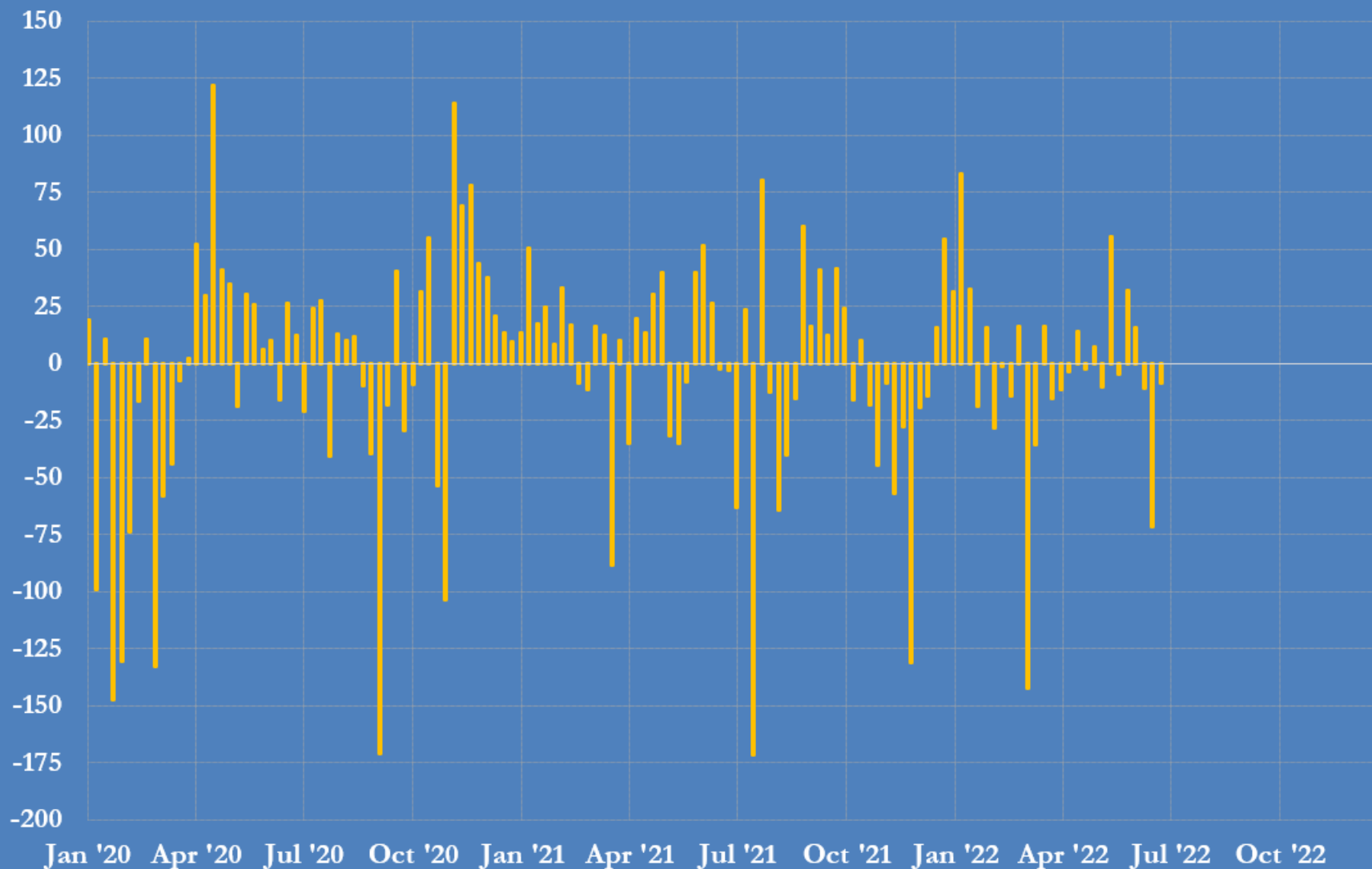
# Money managers' total long and short positions in Brent, WTI, U.S. gasoline, U.S. diesel and European gasoil (million bbl)



Long positions  
Short positions  
Net position

Sources: CFTC and ICE Futures Europe  
@JKempEnergy

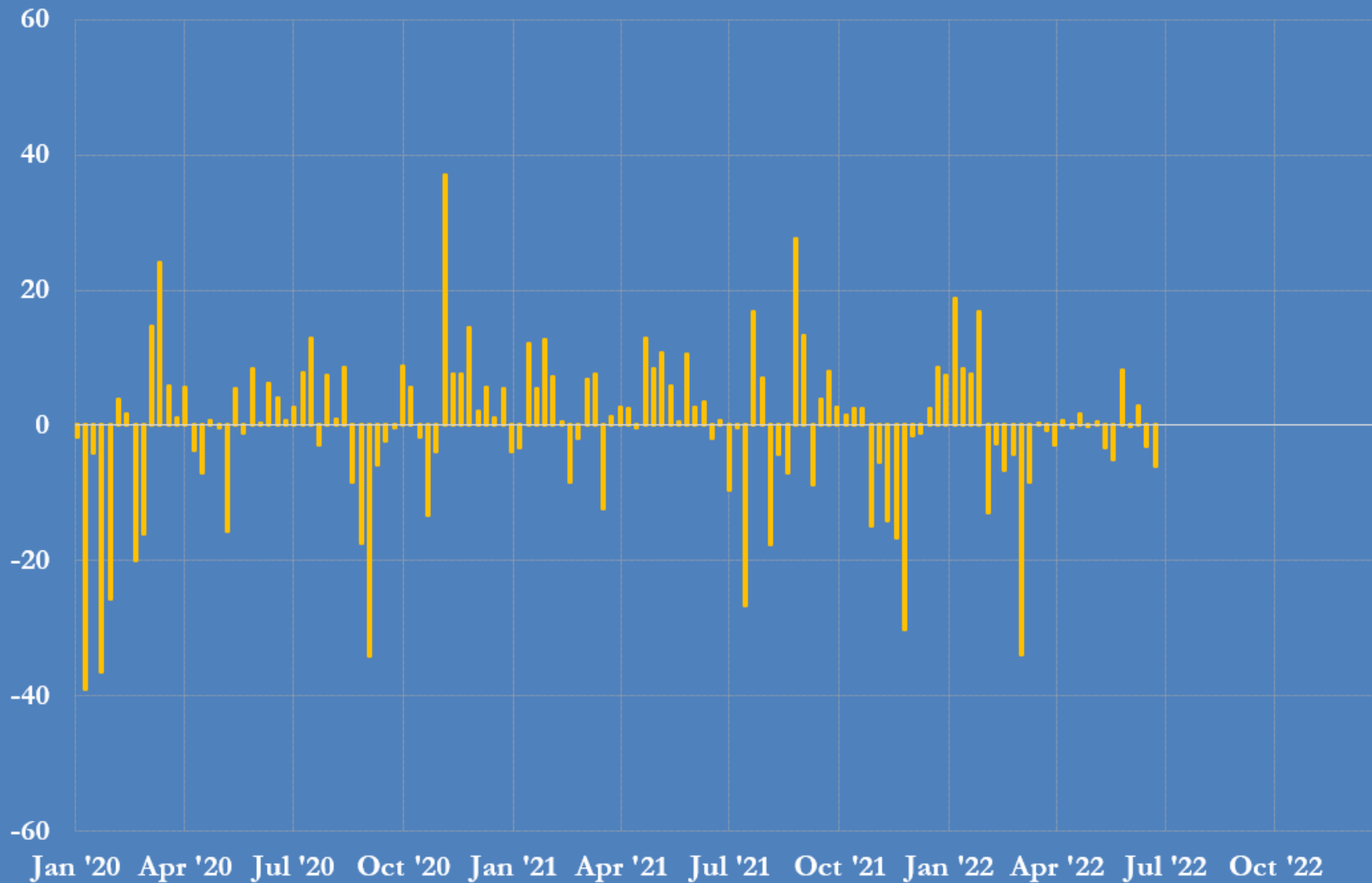
## Money managers' weekly net position change in Brent, WTI, U.S. gasoline, U.S. diesel and Euro gasoil (million bbl)



Sources: CFTC and ICE Futures Europe

@JKempEnergy

## Money managers' weekly net position change in middle distillates European gas oil plus U.S. diesel (million bbl)

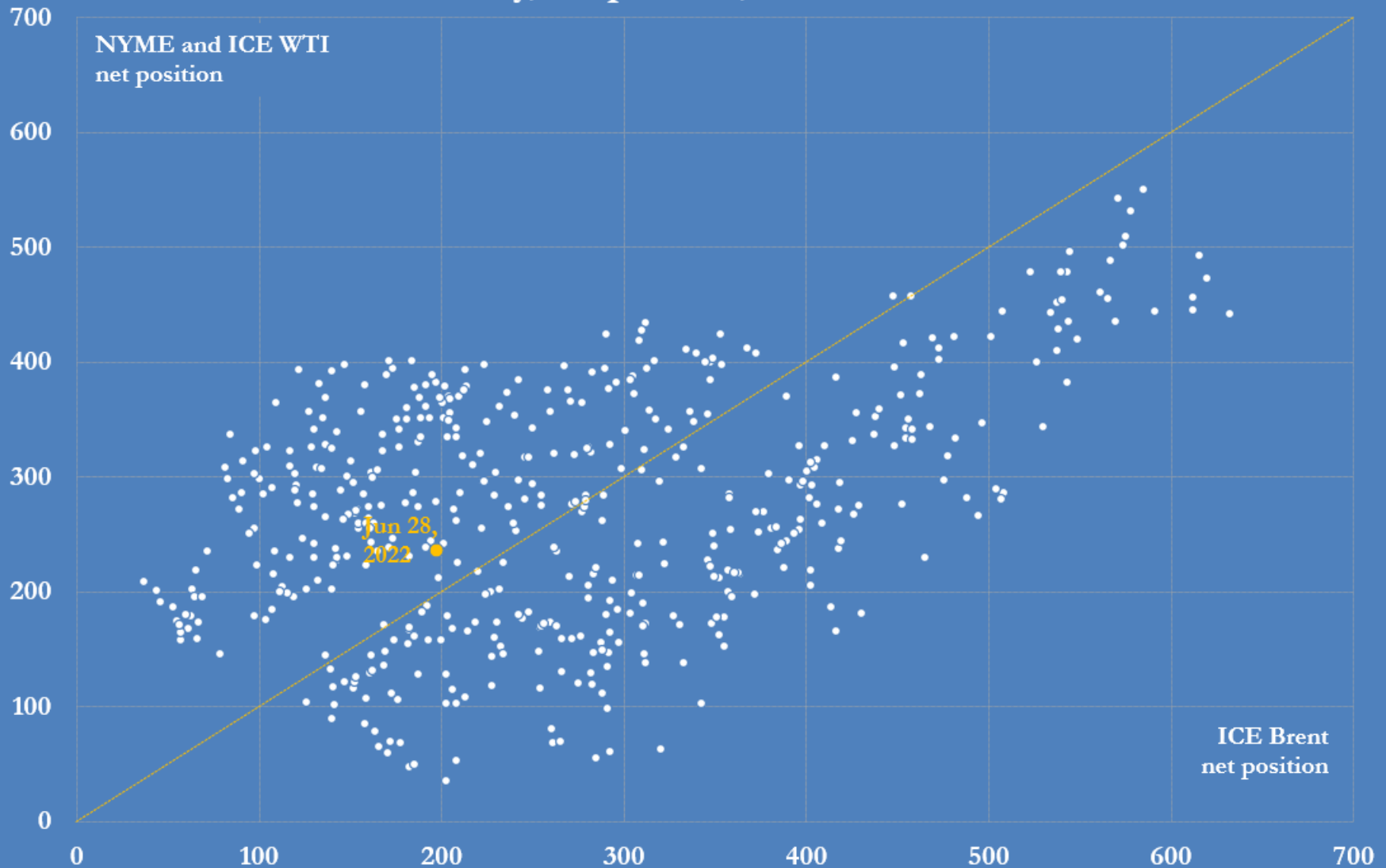


Sources: CFTC and ICE Futures Europe

@JKempEnergy

# Money managers' Brent and WTI positions, 2013-2022

weekly, net position, million barrels



Sources: CFTC and ICE Futures Europe

@JKempEnergy