

CFTC and ICE commitments of traders

Positions reported at close of business on May 31

JOHN KEMP
REUTERS

6 Jun 2022

CFTC and ICE commitments of traders

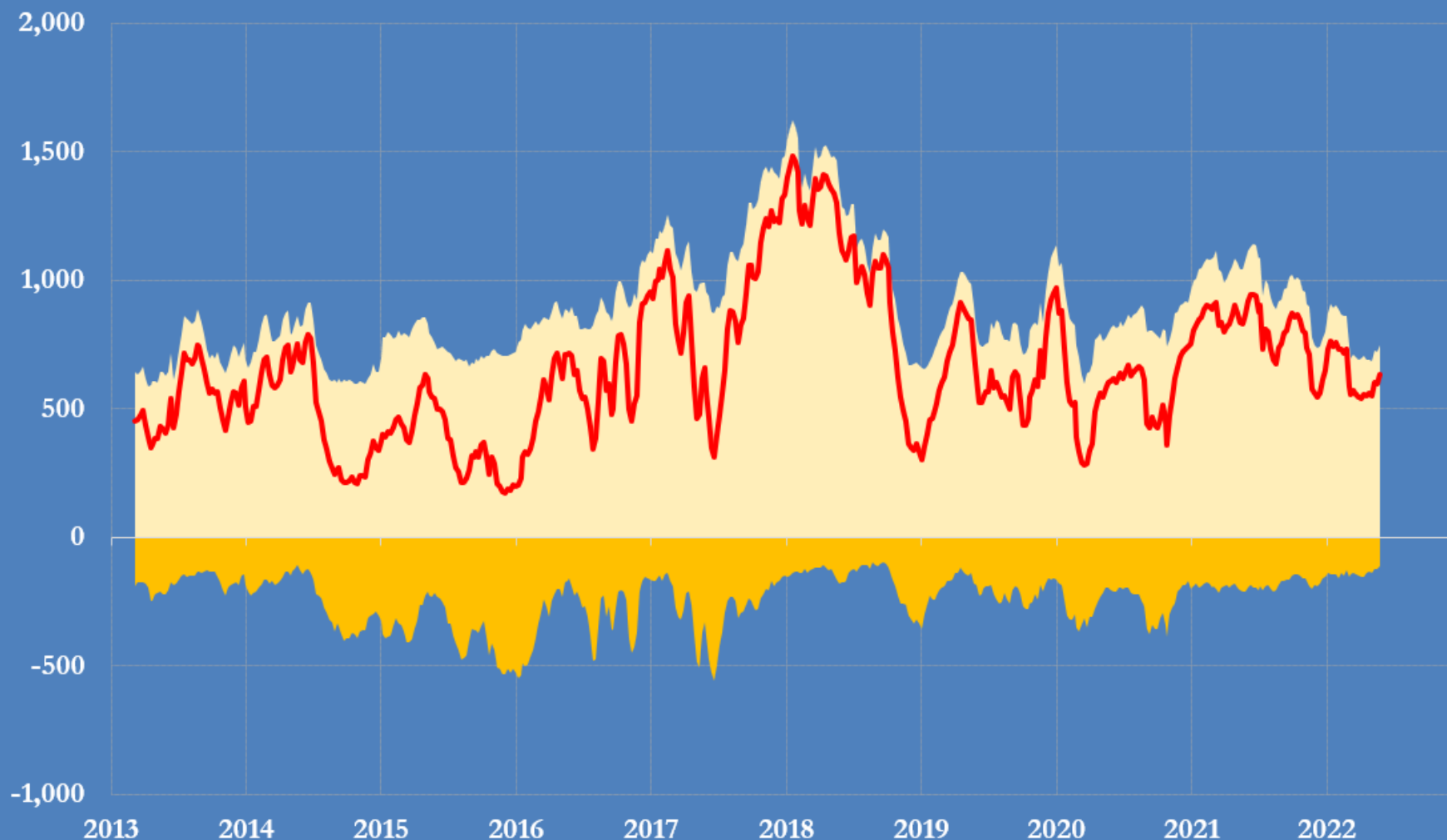
Week ending: 31 May 2022

	Total Long Positions	Total Short Positions	Net Position (Long-Short)		Δ Long Positions	Δ Short Positions	Δ Net position	Long/Short Positions Ratio	
	million bbl	million bbl	million bbl	percentile	million bbl	million bbl	million bbl	ratio	percentile
Total petroleum positions	745	114	631	0.53	+24	-8	+32	6.54	0.83
Crude oil	585	89	496	0.46	+14	-6	+21	6.58	0.80
All products	160	25	135	0.58	+10	-2	+11	6.39	0.58
Middle distillates	97	22	75	0.62	+6	-2	+8	4.49	0.73
WTI (NYMEX + ICE)	323	37	286	0.55	+7	-1	+7	8.69	0.82
Brent	262	52	210	0.41	+7	-6	+13	5.07	0.60
U.S. gasoline	63	3	60	0.61	+4	+0	+3	18.27	0.93
U.S. diesel	35	17	18	0.62	+2	-0	+3	2.06	0.67
European gas oil	62	5	57	0.60	+4	-1	+5	13.11	0.79

Percentiles are for all weeks since 2013

Sources: CFTC and ICE Futures Europe
@JKempEnergy

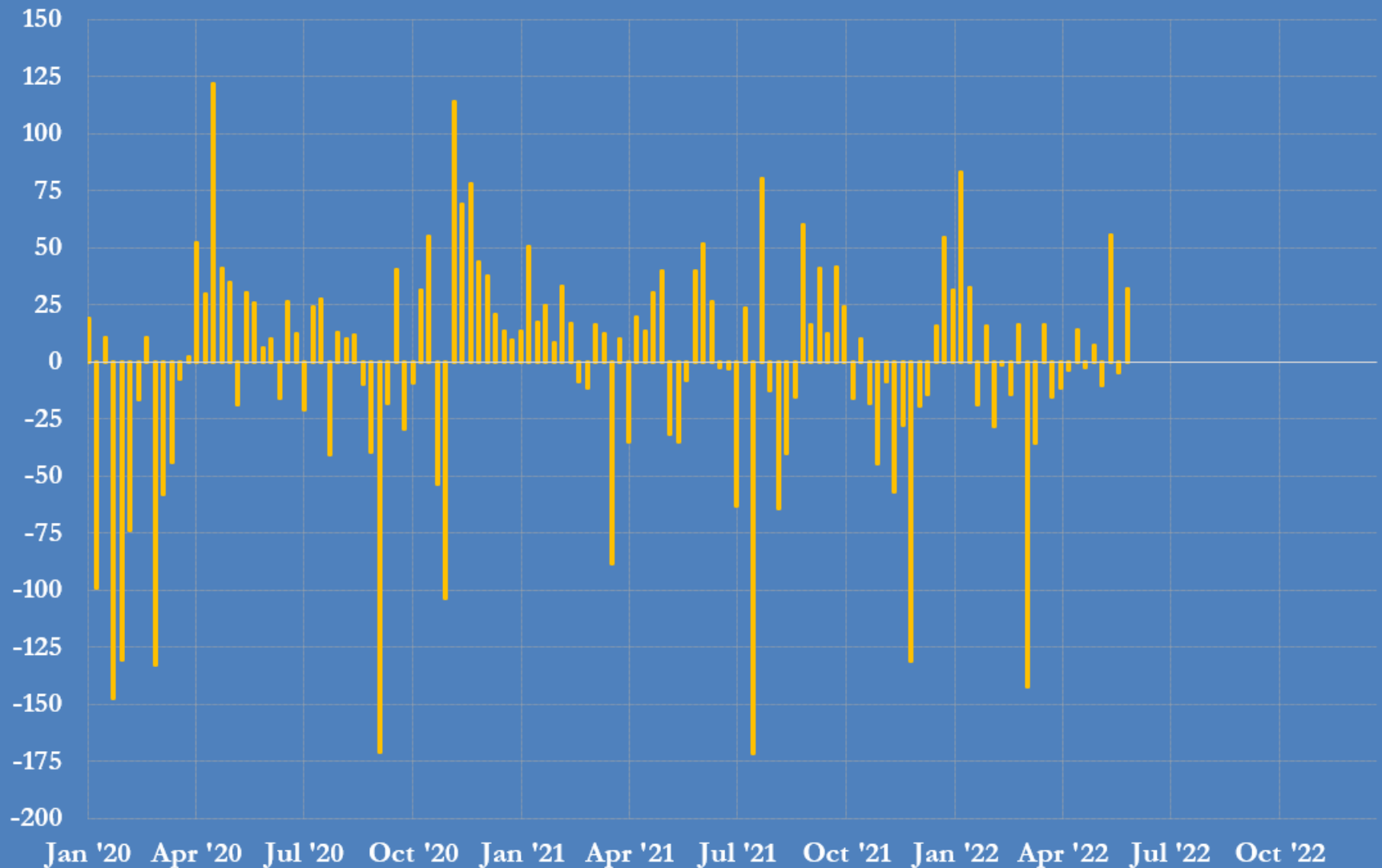
Money managers' total long and short positions in Brent, WTI, U.S. gasoline, U.S. diesel and European gasoil (million bbl)



Long positions
Short positions
Net position

Sources: CFTC and ICE Futures Europe
@JKempEnergy

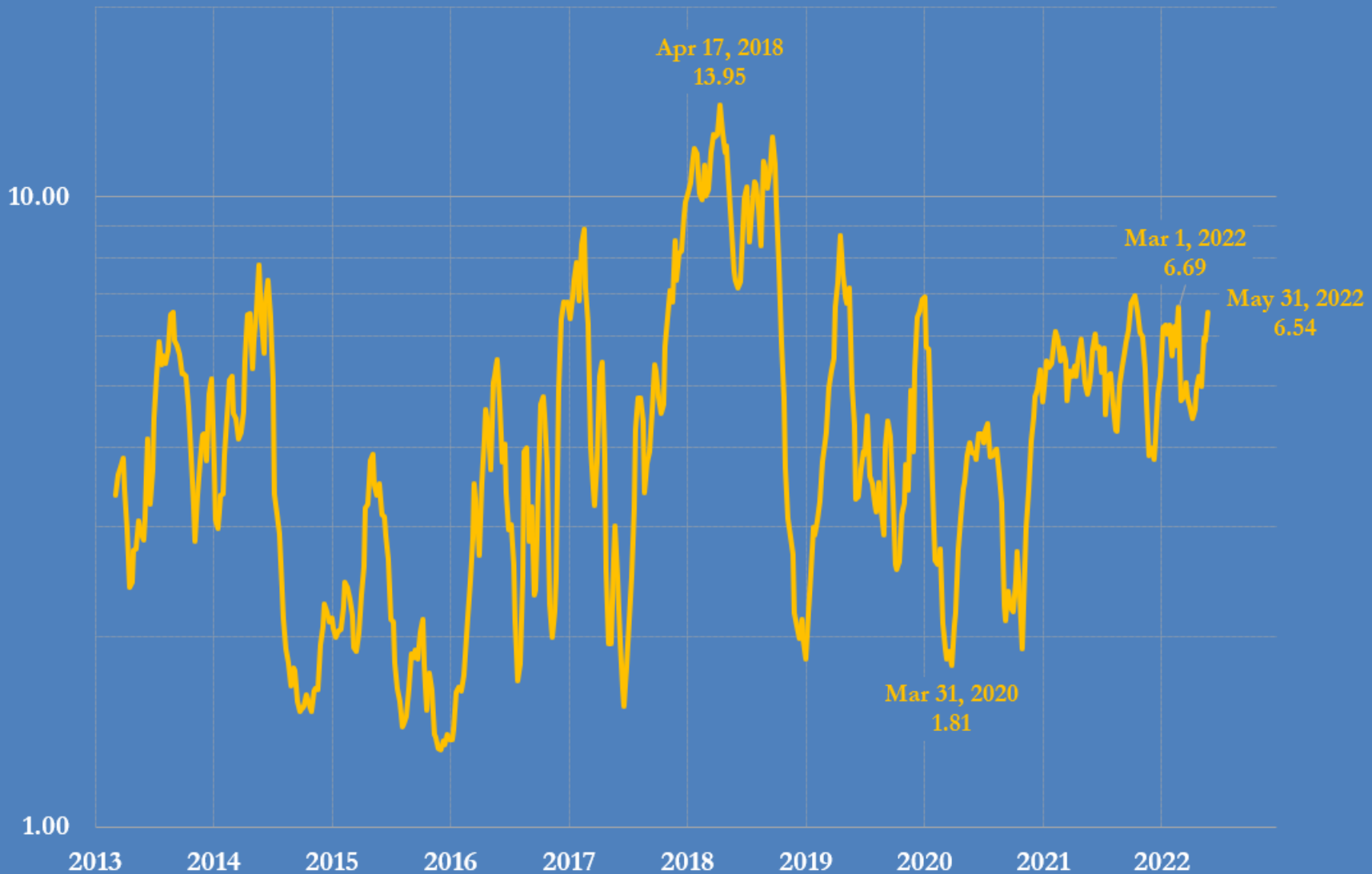
Money managers' weekly net position change in Brent, WTI, U.S. gasoline, U.S. diesel and Euro gasoil (million bbl)



Sources: CFTC and ICE Futures Europe

@JKempEnergy

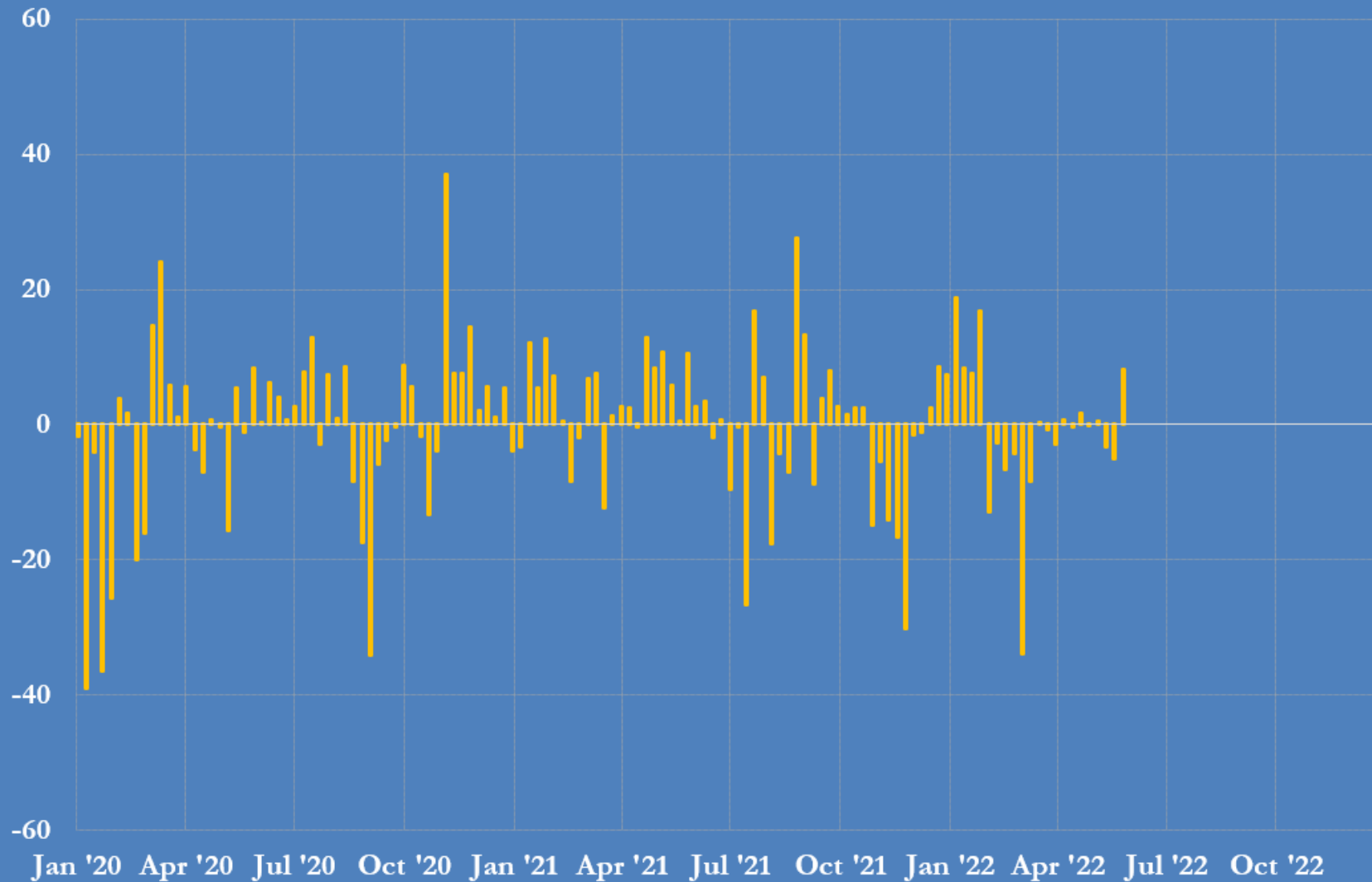
Ratio of money manager long to short positions in petroleum (Brent+WTI+gasoline+diesel+ gasoil) (log-scale)



Sources: CFTC and ICE Futures Europe

@JKempEnergy

Money managers' weekly net position change in middle distillates European gas oil plus U.S. diesel (million bbl)



Sources: CFTC and ICE Futures Europe

@JKempEnergy