

# CFTC and ICE commitments of traders

## Positions reported at close of business on March 8

JOHN KEMP  
REUTERS  
14 March 2022

# CFTC and ICE commitments of traders

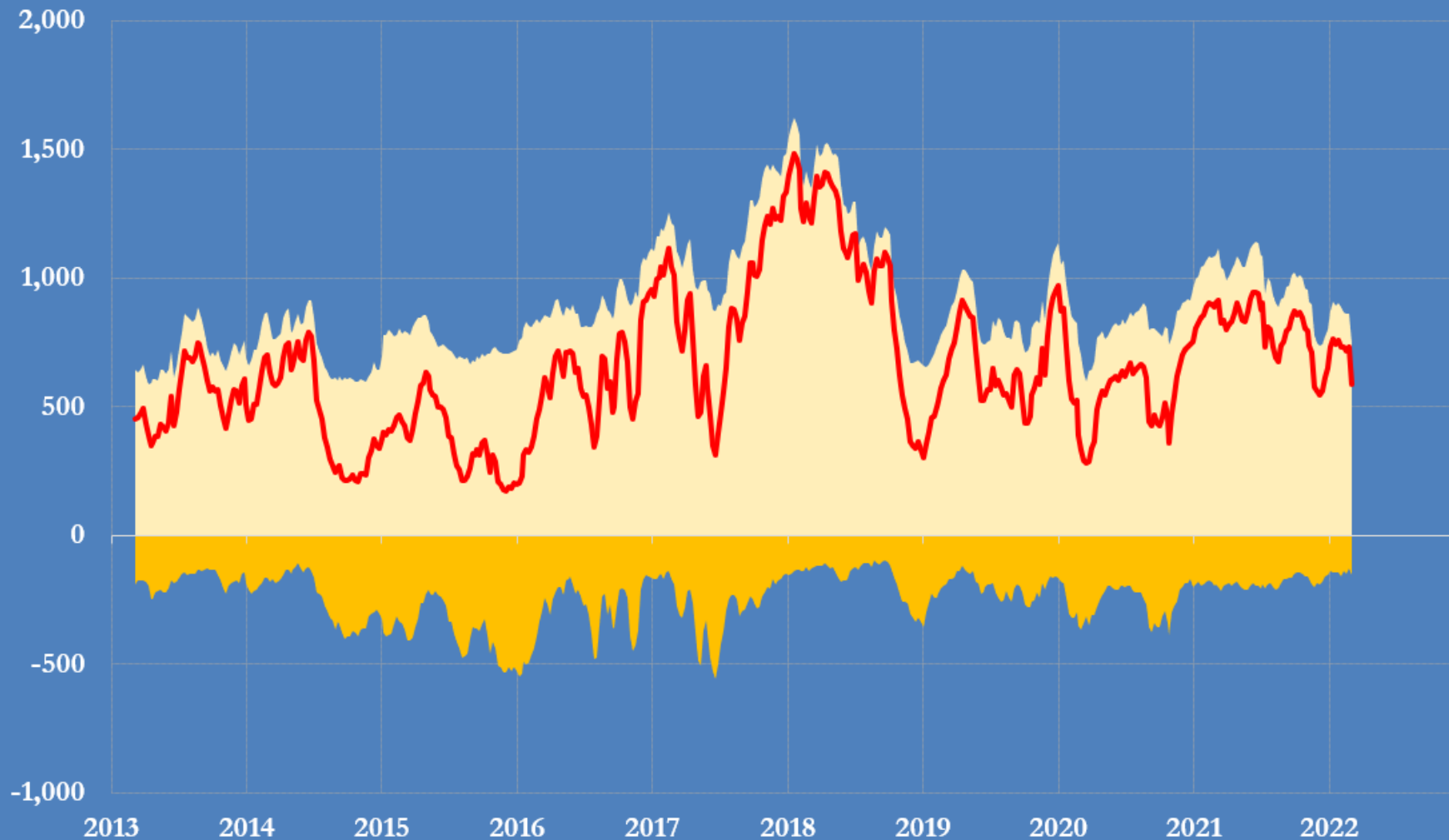
Week ending: 8 March 2022

	Total Long Positions	Total Short Positions	Net Position (Long-Short)		Δ Long Positions	Δ Short Positions	Δ Net position	Long/Short Positions Ratio	
	million bbl	million bbl	million bbl	percentile	million bbl	million bbl	million bbl	ratio	percentile
Total petroleum positions	745	157	588	0.45	-114	+28	-142	4.76	0.61
Crude oil	575	133	442	0.36	-66	+29	-96	4.33	0.46
All products	170	24	146	0.63	-48	-1	-47	7.15	0.63
Middle distillates	105	21	85	0.67	-35	-1	-34	5.11	0.78
WTI (NYMEX + ICE)	323	39	285	0.53	-3	-4	+2	8.37	0.81
Brent	252	94	158	0.21	-64	+34	-97	2.67	0.22
U.S. gasoline	65	3	62	0.65	-13	-0	-13	20.52	0.95
U.S. diesel	31	18	13	0.54	-12	-1	-11	1.71	0.59
European gas oil	74	3	72	0.71	-23	-0	-23	29.50	0.92

Percentiles are for all weeks since 2013

Sources: CFTC and ICE Futures Europe  
@JKempEnergy

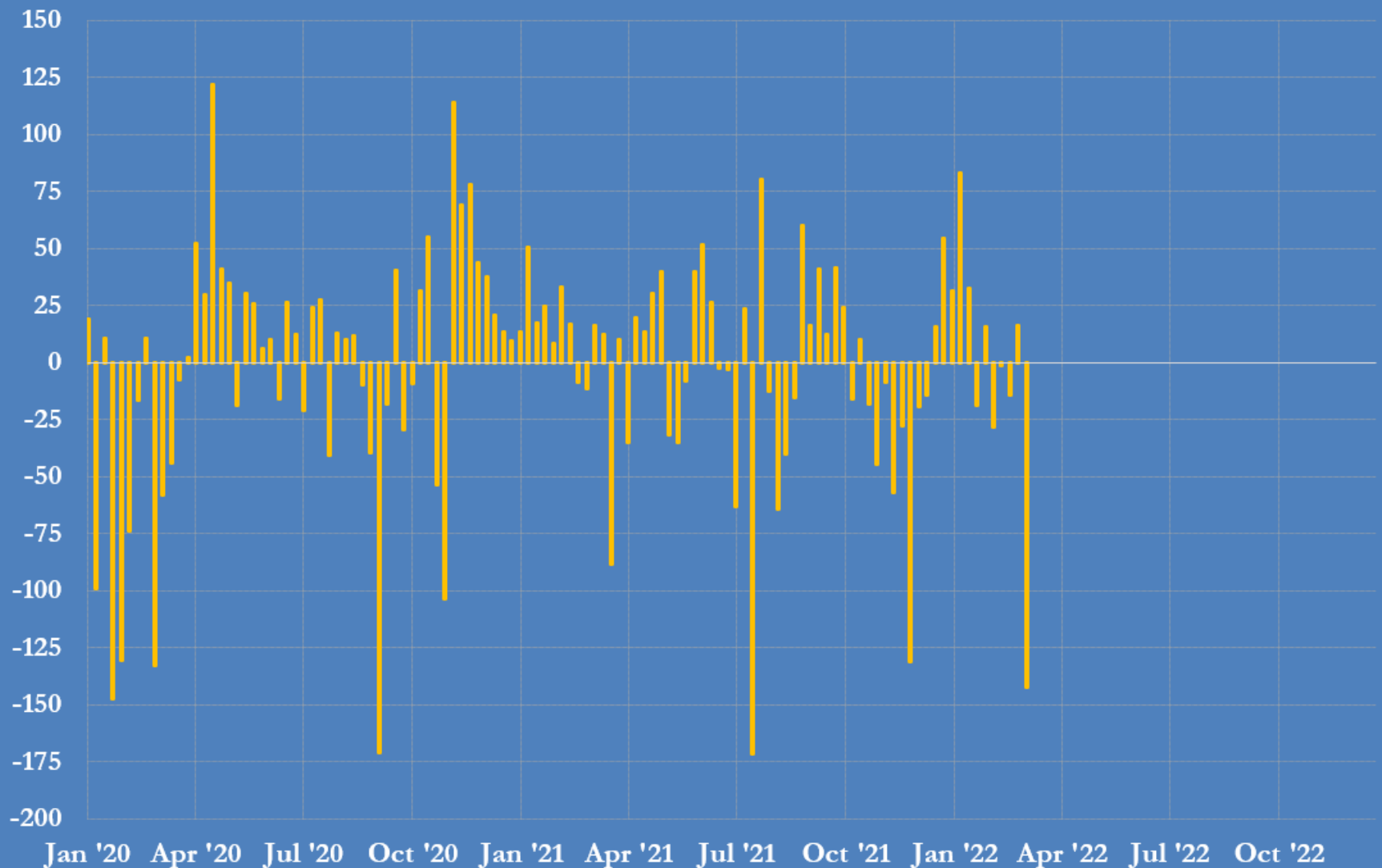
# Money managers' total long and short positions in Brent, WTI, U.S. gasoline, U.S. diesel and European gasoil (million bbl)



Long positions  
Short positions  
Net position

Sources: CFTC and ICE Futures Europe  
@JKempEnergy

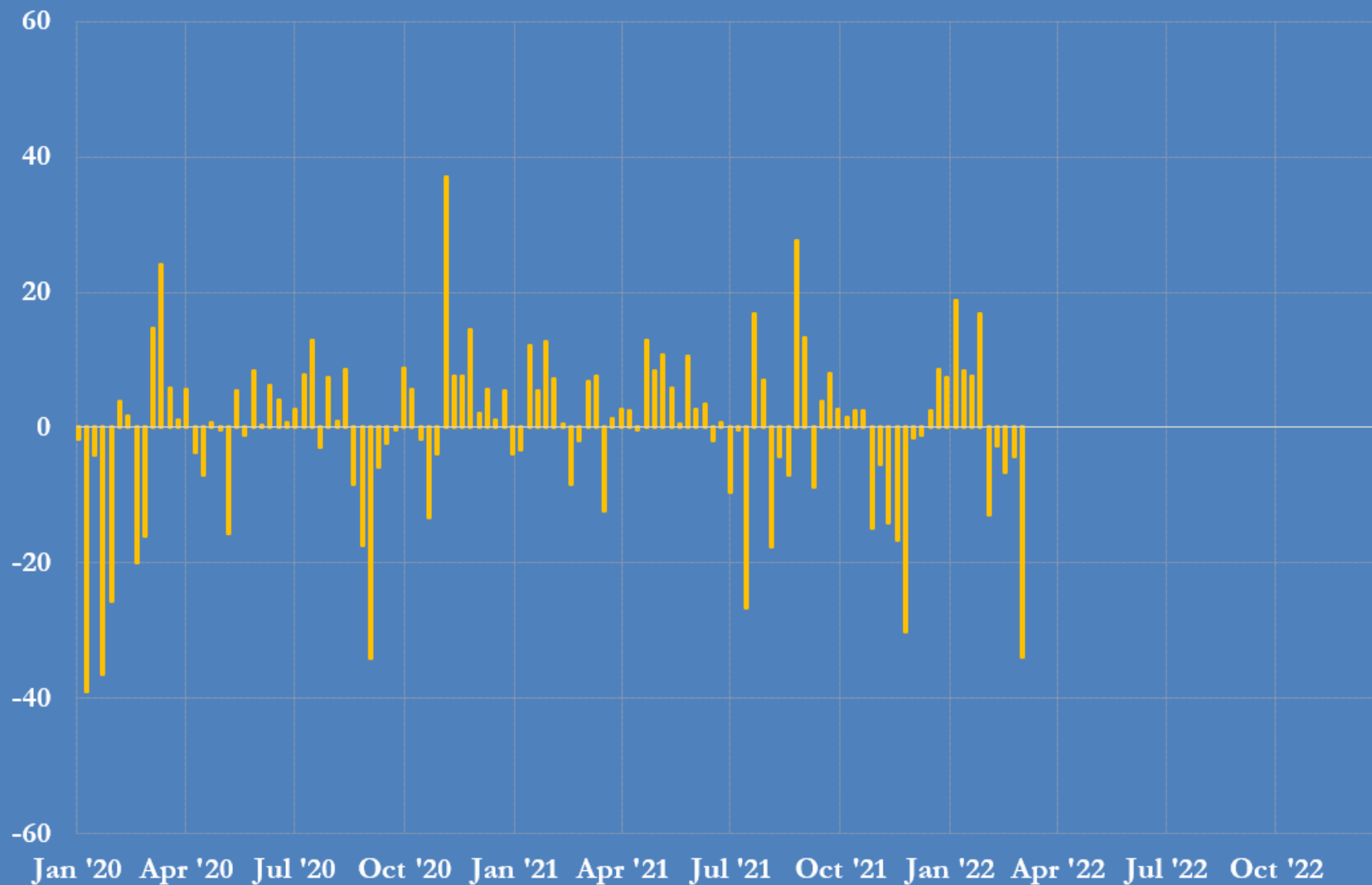
## Money managers' weekly net position change in Brent, WTI, U.S. gasoline, U.S. diesel and Euro gasoil (million bbl)



Sources: CFTC and ICE Futures Europe

@JKempEnergy

## Money managers' weekly net position change in middle distillates European gas oil plus U.S. diesel (million bbl)

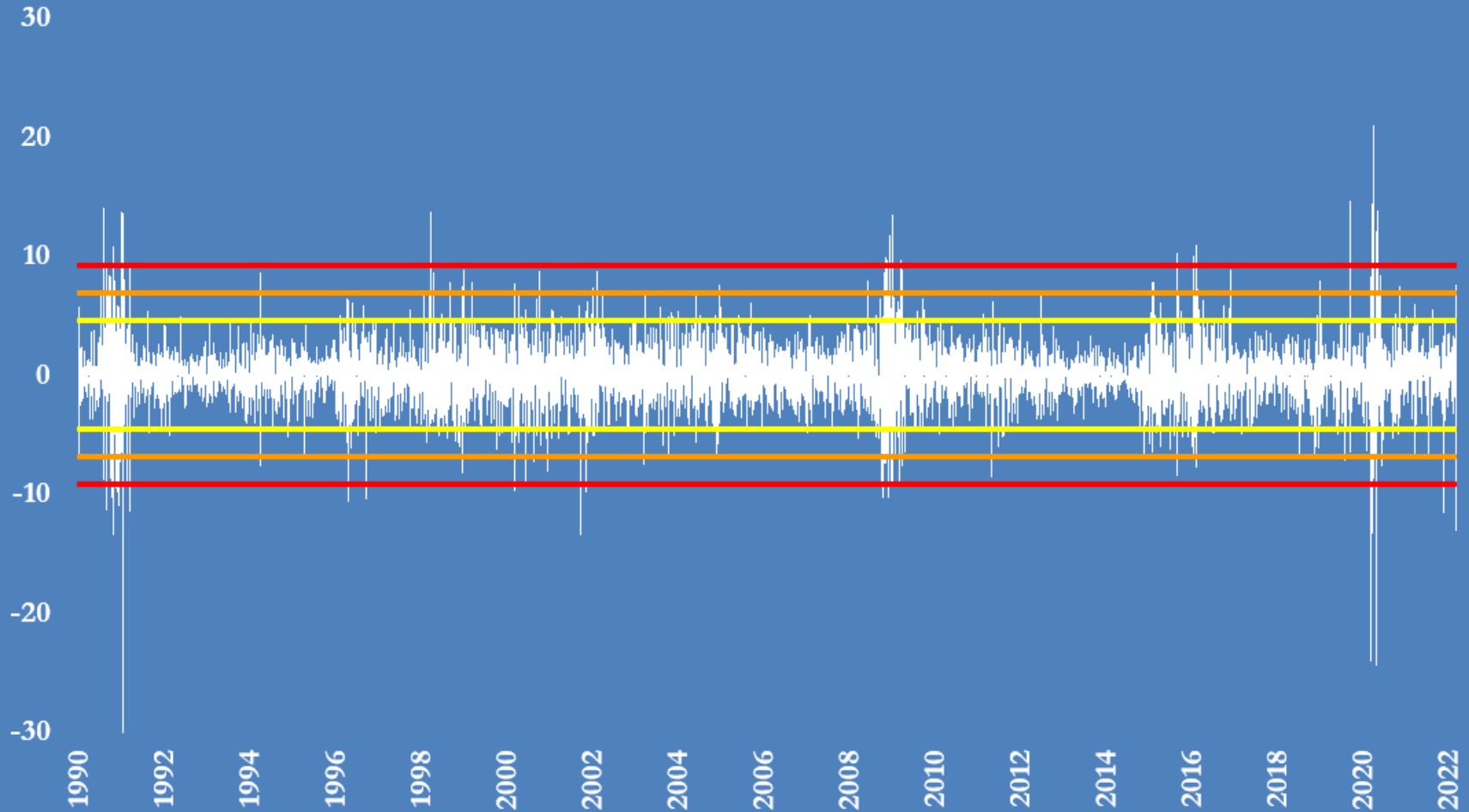


Sources: CFTC and ICE Futures Europe

@JKempEnergy

# Brent volatility, 1990-2022

## daily percent change in front-month futures price

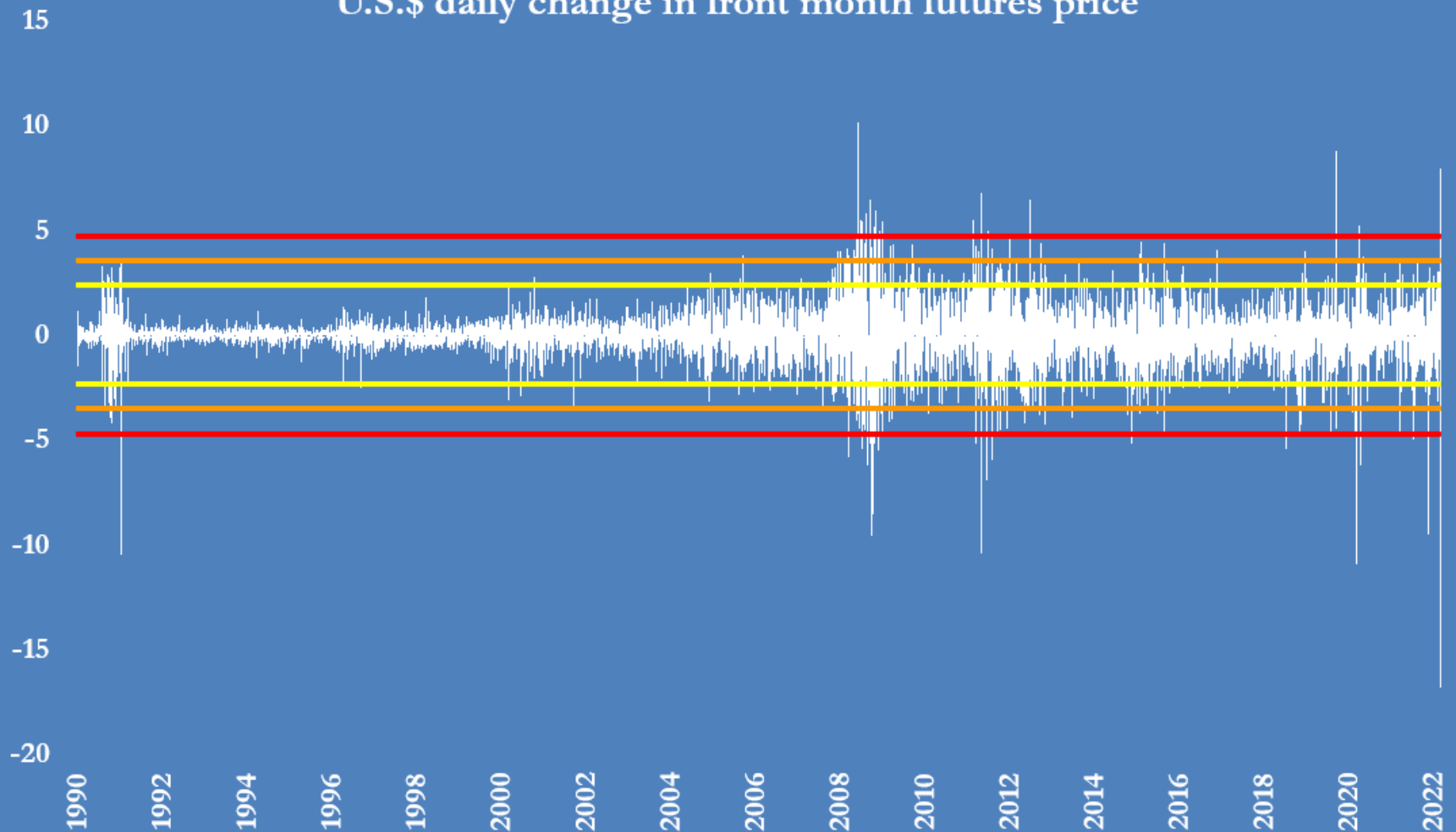


- Brent 1st Month Futures One-Day Percent Change
- Mean percent change + / - 2 standard deviations
- Mean percent change + / - 3 standard deviations
- Mean Percent Change + / - 4 standard deviations

Source: ICE Futures Europe  
@JKempEnergy

# Brent volatility, 1990-2022

## U.S.\$ daily change in front month futures price



- Brent 1st Month Futures One-Day U.S.\$ Change
- Mean U.S.\$ change + / - 2 standard deviations
- Mean U.S.\$ change + / - 3 standard deviations
- Mean U.S.\$ change + / - 4 standard deviations

Source: ICE Futures Europe  
@JKempEnergy