

CFTC and ICE commitments of traders

Positions reported at close of business on January 25

JOHN KEMP
REUTERS

31 Jan 2022

CFTC and ICE commitments of traders

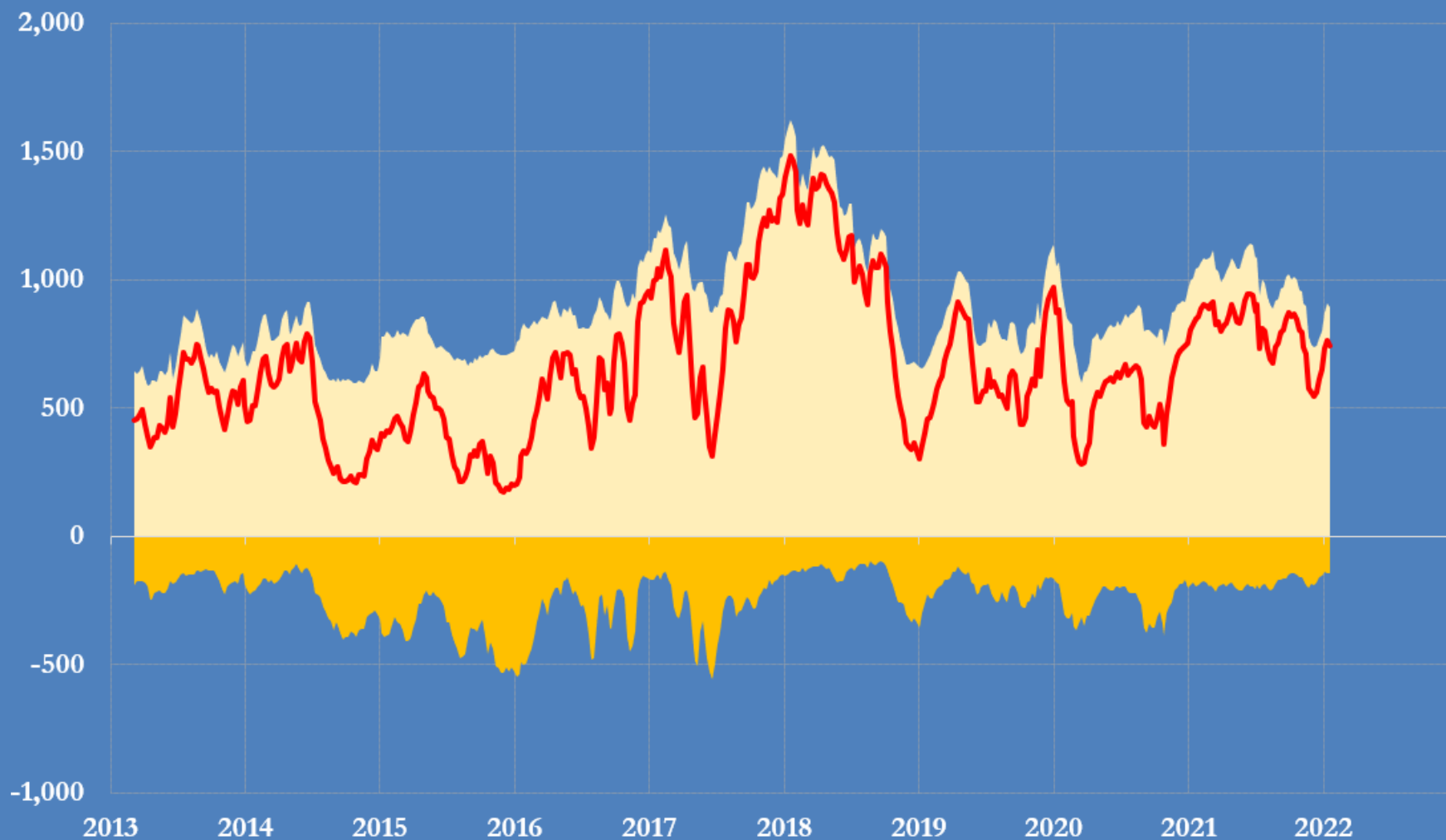
Week ending: 25 January 2022

	Total Long Positions	Total Short Positions	Net Position (Long-Short)		Δ Long Positions	Δ Short Positions	Δ Net position	Long/Short Positions Ratio	
	million bbl	million bbl	million bbl	percentile	million bbl	million bbl	million bbl	ratio	percentile
Total petroleum positions	890	147	743	0.67	-17	+2	-18	6.06	0.79
Crude oil	651	111	540	0.52	-22	+4	-25	5.85	0.70
All products	239	36	203	0.84	+5	-2	+7	6.71	0.84
Middle distillates	155	27	128	0.82	+6	-2	+8	5.67	0.82
WTI (NYMEX + ICE)	337	40	297	0.57	-17	+2	-20	8.45	0.81
Brent	314	71	243	0.46	-4	+1	-5	4.40	0.50
U.S. gasoline	83	8	75	0.78	-1	-0	-1	10.20	0.86
U.S. heating oil	51	19	32	0.77	+2	-3	+4	2.69	0.77
European gas oil	104	9	96	0.81	+4	+1	+3	12.26	0.79

Percentiles are for all weeks since 2013

Sources: CFTC and ICE Futures Europe
@JKempEnergy

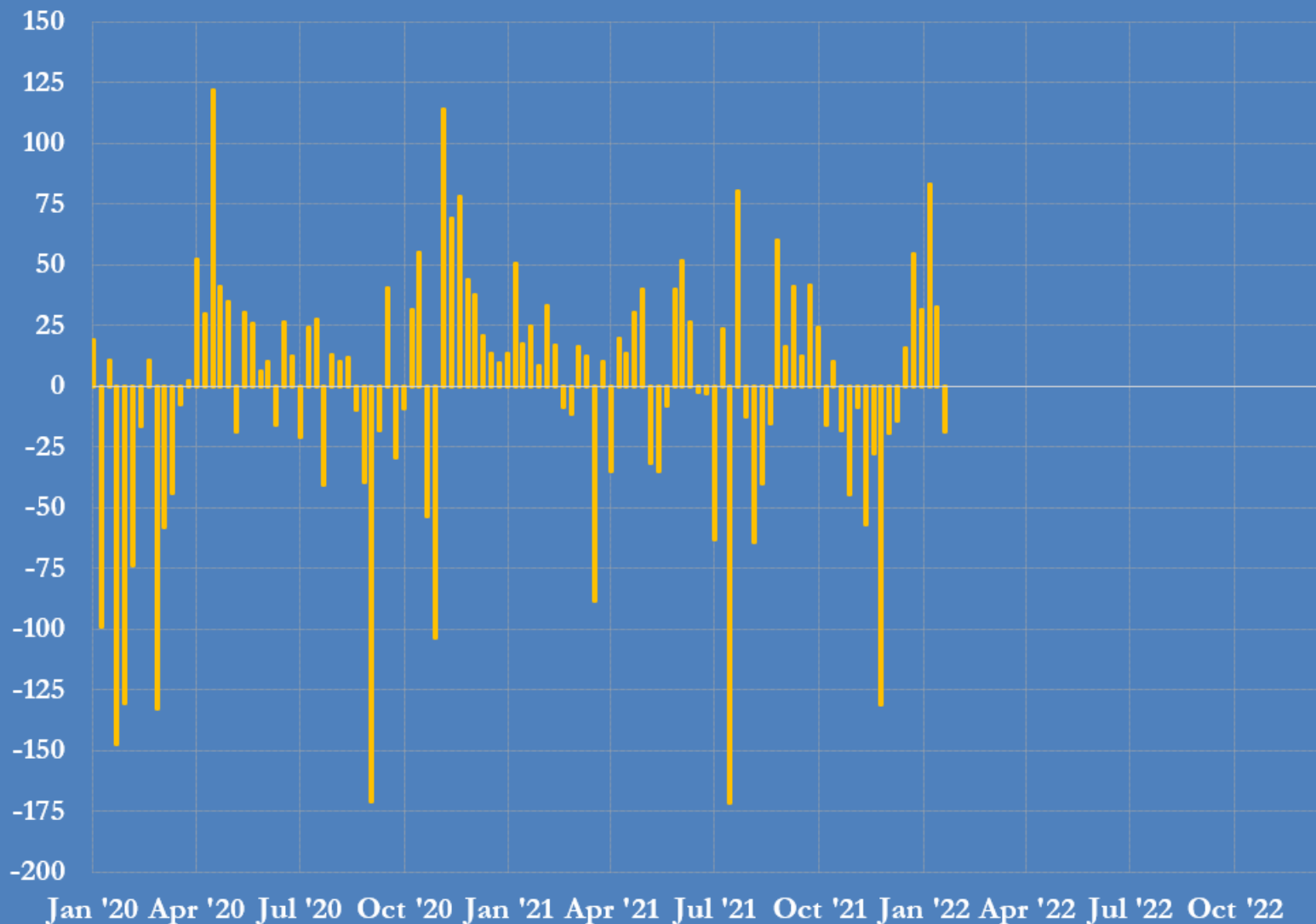
Money managers' total long and short positions in Brent, WTI, U.S. gasoline, U.S. heating oil and European gasoil (million bbl)



Long positions
Short positions
Net position

Sources: CFTC and ICE Futures Europe
@JKempEnergy

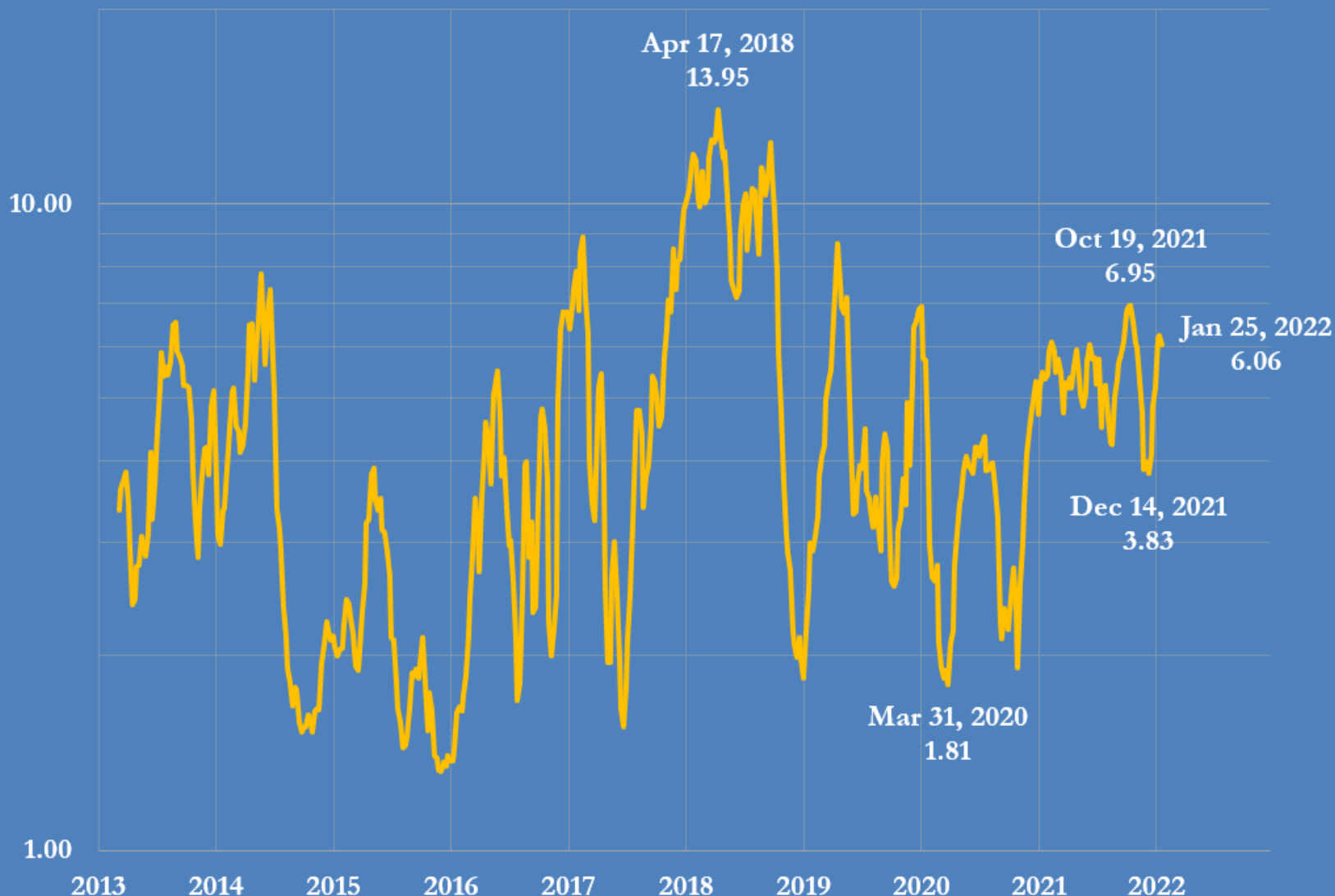
Money managers' weekly net position change in Brent, WTI, U.S. gasoline, U.S. heating oil and Euro gasoil (million bbl)



Sources: CFTC and ICE Futures Europe

@JKempEnergy

Ratio of money manager long to short positions in petroleum (Brent+WTI+gasoline+heating oil+ gasoil) (log-scale)



Sources: CFTC and ICE Futures Europe

@JKempEnergy