

# CFTC and ICE commitments of traders

Positions reported at close of business on November 9

JOHN KEMP

REUTERS

16 Nov 2021

# CFTC and ICE commitments of traders

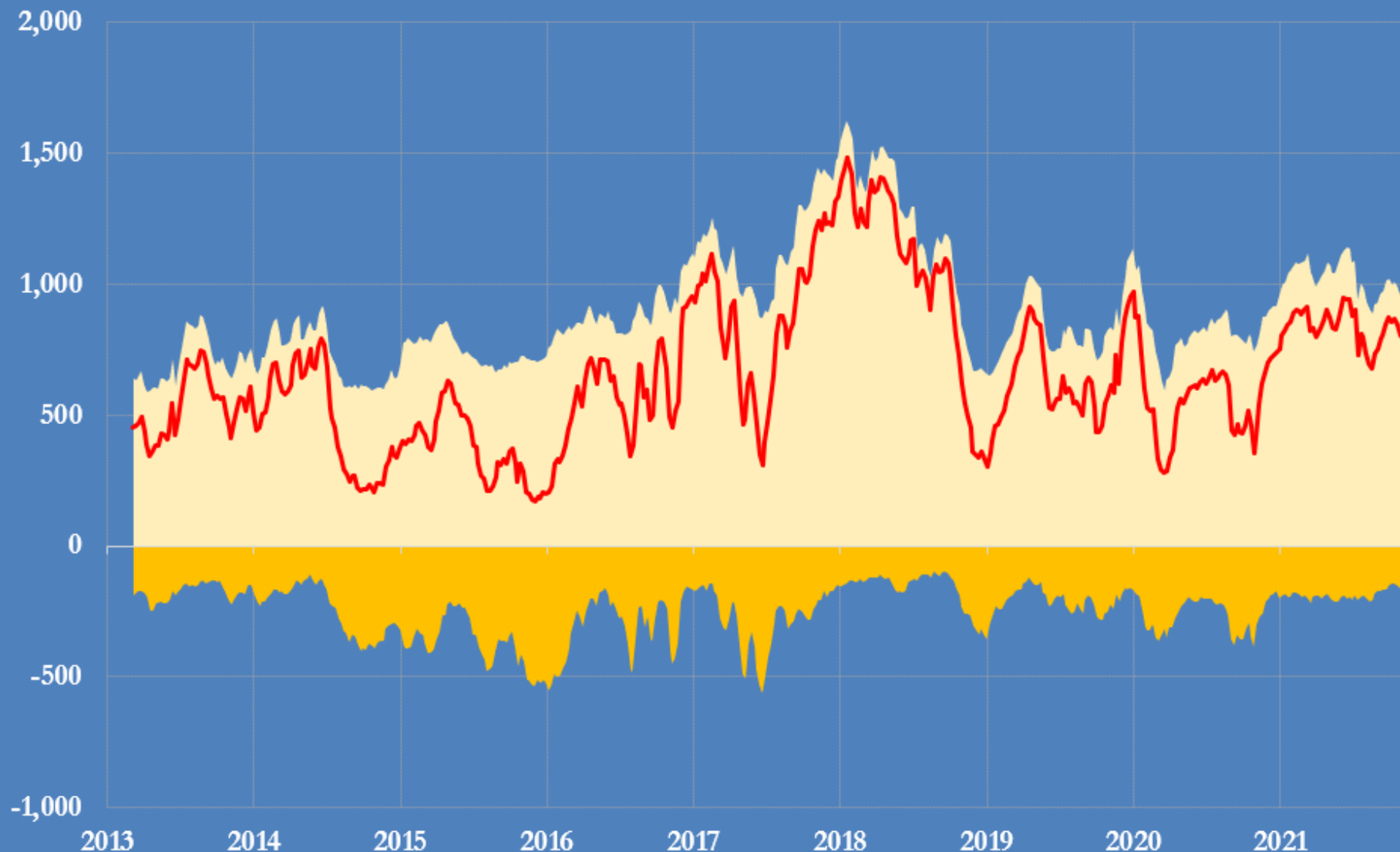
Week ending: 9 November 2021

	Total Long Positions	Total Short Positions	Net Position (Long-Short)		Δ Long Positions	Δ Short Positions	Δ Net position	Long/Short Positions Ratio	
	million bbl	million bbl	million bbl	percentile	million bbl	million bbl	million bbl	ratio	percentile
Total petroleum positions	952	159	794	0.71	-8	+1	-9	6.00	0.79
Crude oil	717	123	594	0.64	+3	+1	+2	5.84	0.69
All products	236	36	200	0.83	-11	-0	-10	6.57	0.83
Middle distillates	156	19	138	0.83	-3	+3	-5	8.42	0.90
WTI (NYMEX + ICE)	391	37	354	0.75	+6	-6	+12	10.58	0.92
Brent	326	86	240	0.45	-3	+7	-10	3.80	0.40
U.S. gasoline	79	17	62	0.67	-8	-3	-5	4.58	0.63
U.S. heating oil	43	13	30	0.75	-9	+0	-9	3.23	0.83
European gas oil	113	5	108	0.87	+6	+3	+4	21.55	0.90

Percentiles are for all weeks since 2013

Sources: CFTC and ICE Futures Europe  
@JKempEnergy

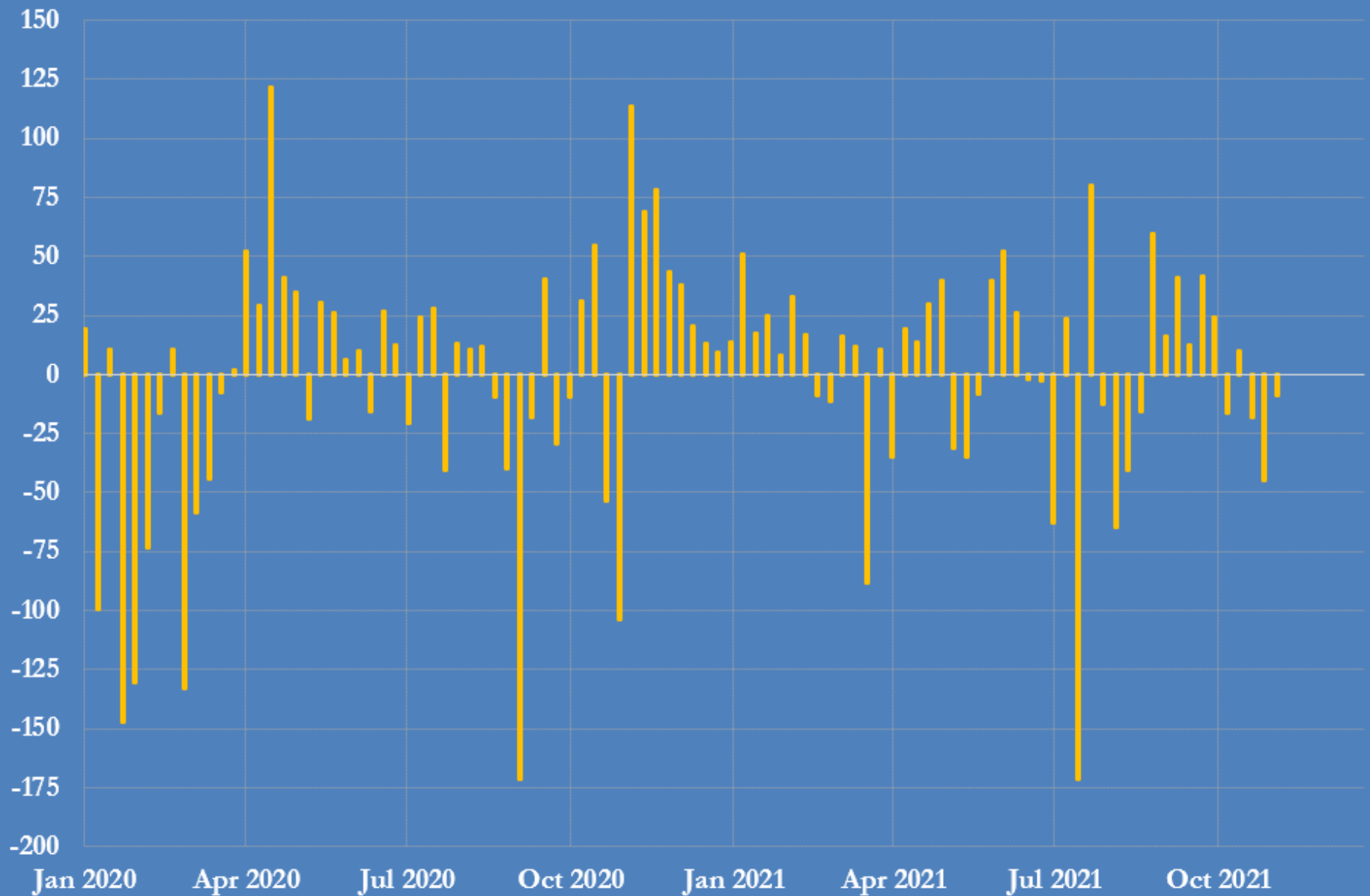
# Money managers' total long and short positions in Brent, WTI, U.S. gasoline, U.S. heating oil and European gasoil (million bbl)



Long positions  
Short positions  
Net position

Sources: CFTC and ICE Futures Europe  
@JKempEnergy

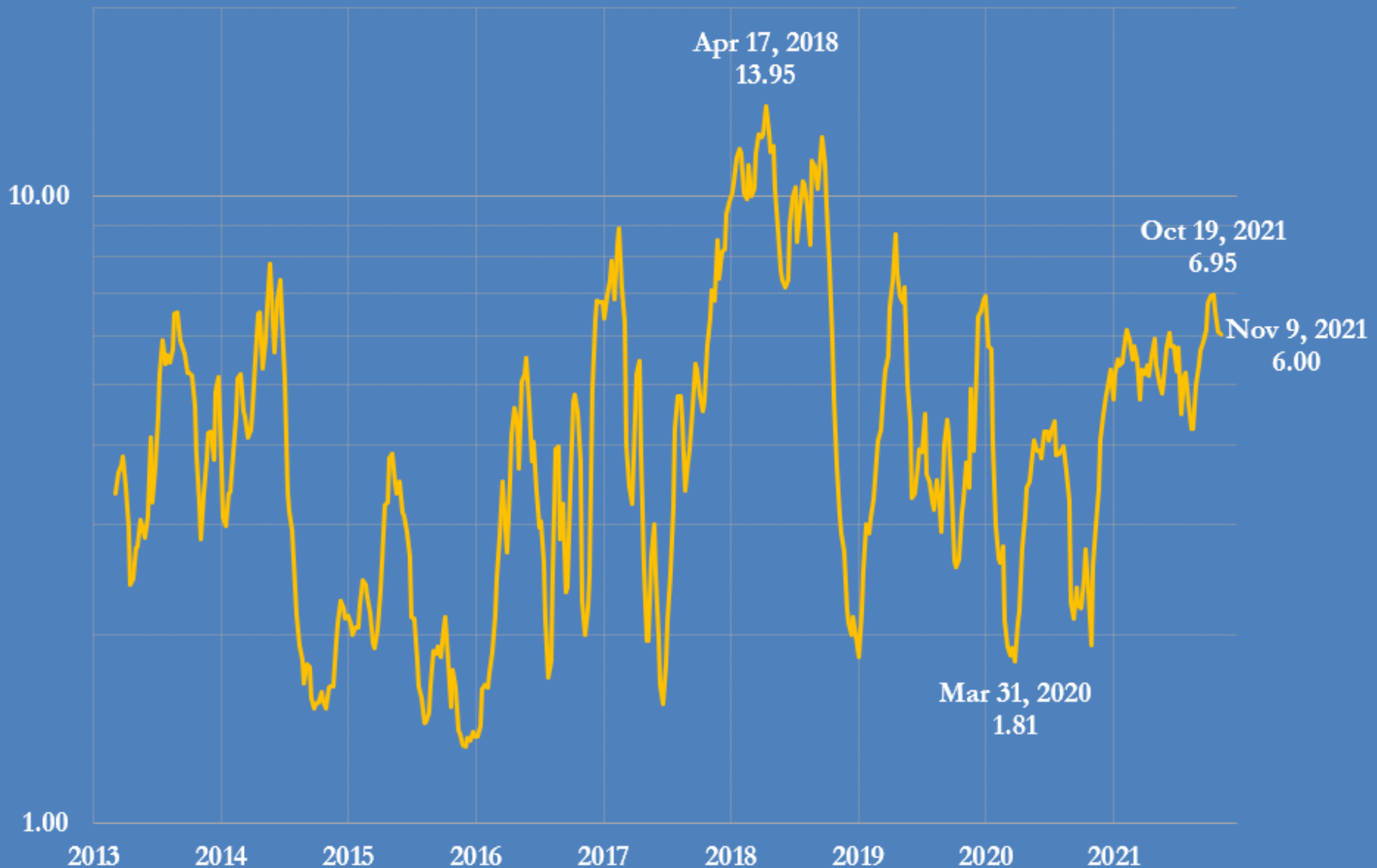
# Money managers' weekly net position change in Brent, WTI, U.S. gasoline, U.S. heating oil and Euro gasoil (million bbl)



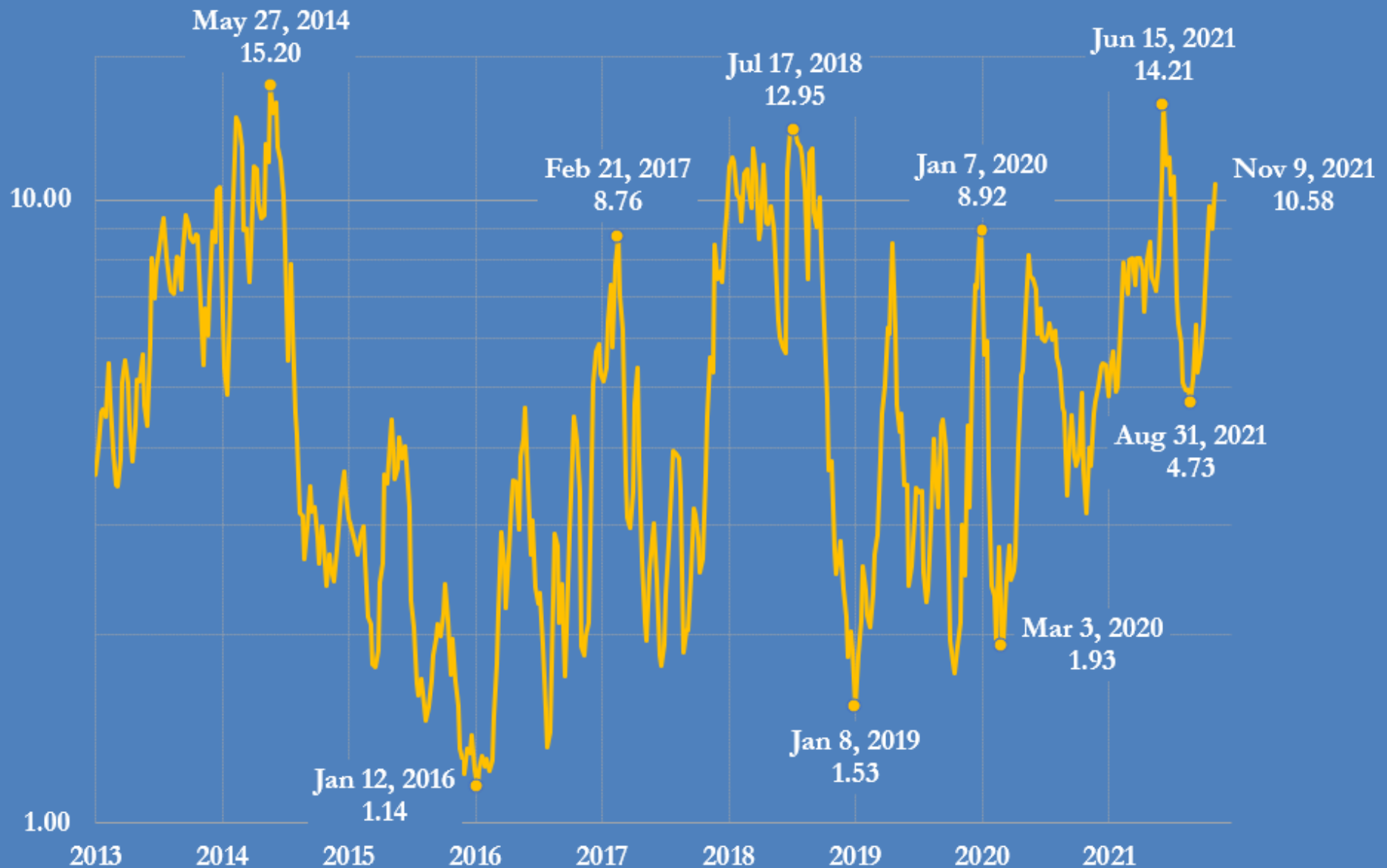
Sources: CFTC and ICE Futures Europe

@JKempEnergy

# Ratio of money manager long to short positions in petroleum (Brent+WTI+gasoline+heating oil+ gasoil) (log-scale)



# Ratio of money manager long to short positions in NYMEX +ICE WTI (semi-log scale)



# Ratio of money manager long to short positions in Brent (semi-log scale)

