

CFTC and ICE commitments of traders

Positions reported at close of business on March 1

JOHN KEMP
REUTERS

7 March 2022

CFTC and ICE commitments of traders

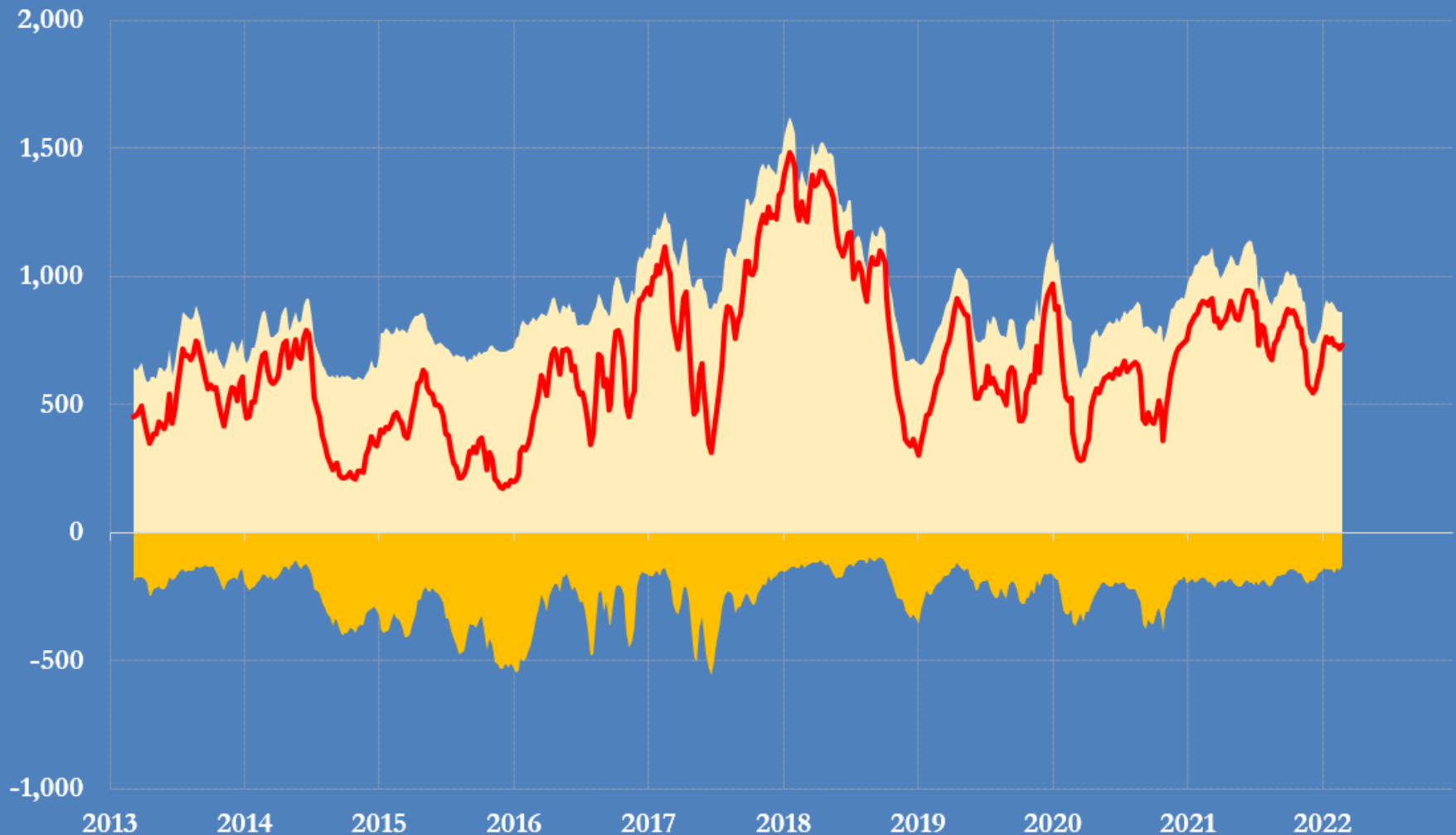
Week ending: 1 March 2022

	Total Long Positions	Total Short Positions	Net Position (Long-Short)		Δ Long Positions	Δ Short Positions	Δ Net position	Long/Short Positions Ratio	
	million bbl	million bbl	million bbl	percentile	million bbl	million bbl	million bbl	ratio	percentile
Total petroleum positions	859	128	731	0.65	-4	-20	+16	6.69	0.84
Crude oil	641	103	538	0.52	+20	-7	+27	6.20	0.76
All products	218	25	193	0.80	-24	-13	-11	8.72	0.80
Middle distillates	140	22	118	0.79	-15	-11	-4	6.43	0.85
WTI (NYMEX + ICE)	326	43	283	0.52	+6	-3	+9	7.63	0.75
Brent	316	61	255	0.49	+14	-4	+18	5.20	0.60
U.S. gasoline	77	3	74	0.77	-9	-2	-7	24.50	0.97
U.S. diesel	43	19	24	0.69	-7	-8	+1	2.26	0.70
European gas oil	98	3	95	0.80	-9	-3	-5	33.19	0.93

Percentiles are for all weeks since 2013

Sources: CFTC and ICE Futures Europe
@JKempEnergy

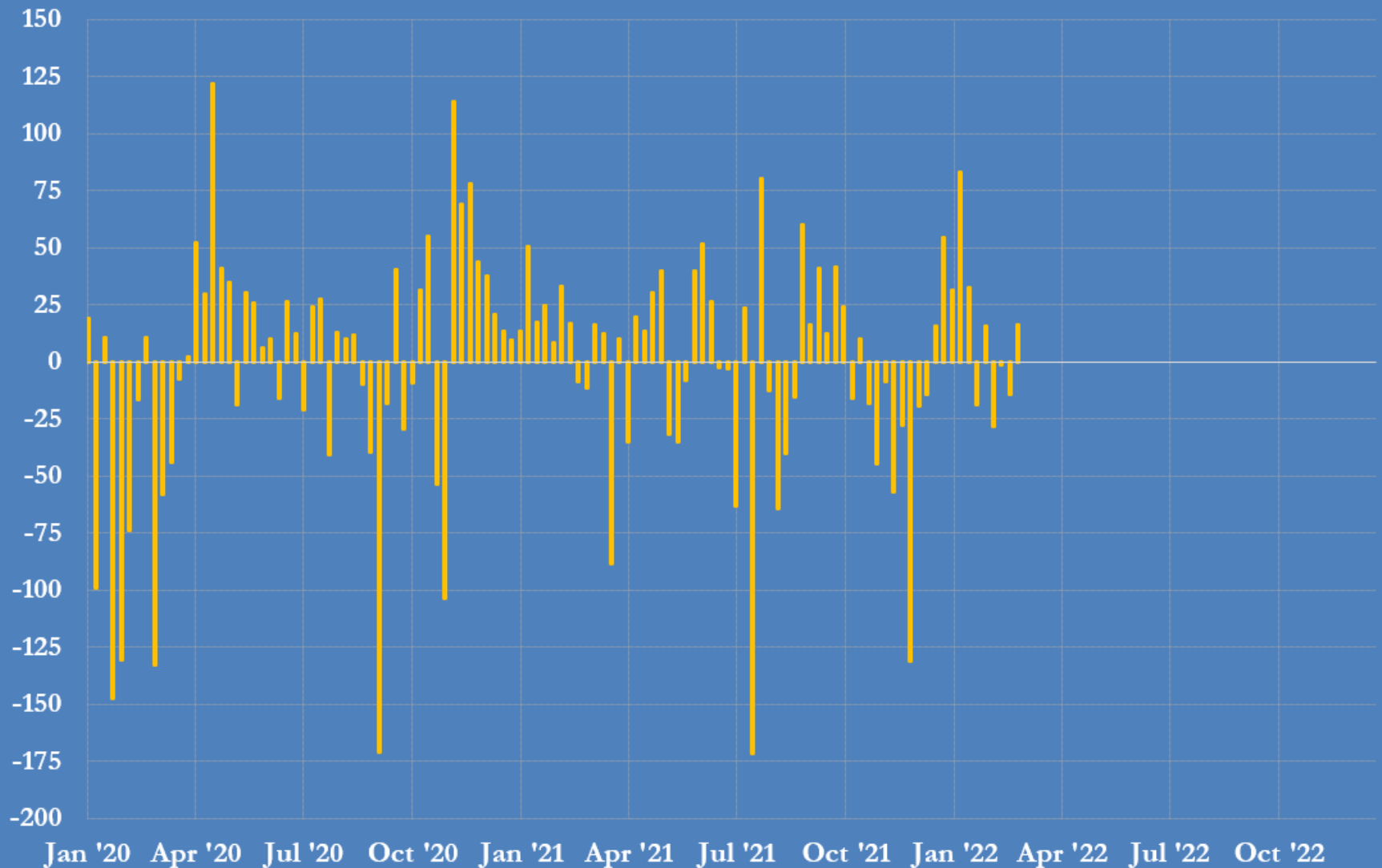
Money managers' total long and short positions in Brent, WTI, U.S. gasoline, U.S. diesel and European gasoil (million bbl)



Long positions
Short positions
Net position

Sources: CFTC and ICE Futures Europe
@JKempEnergy

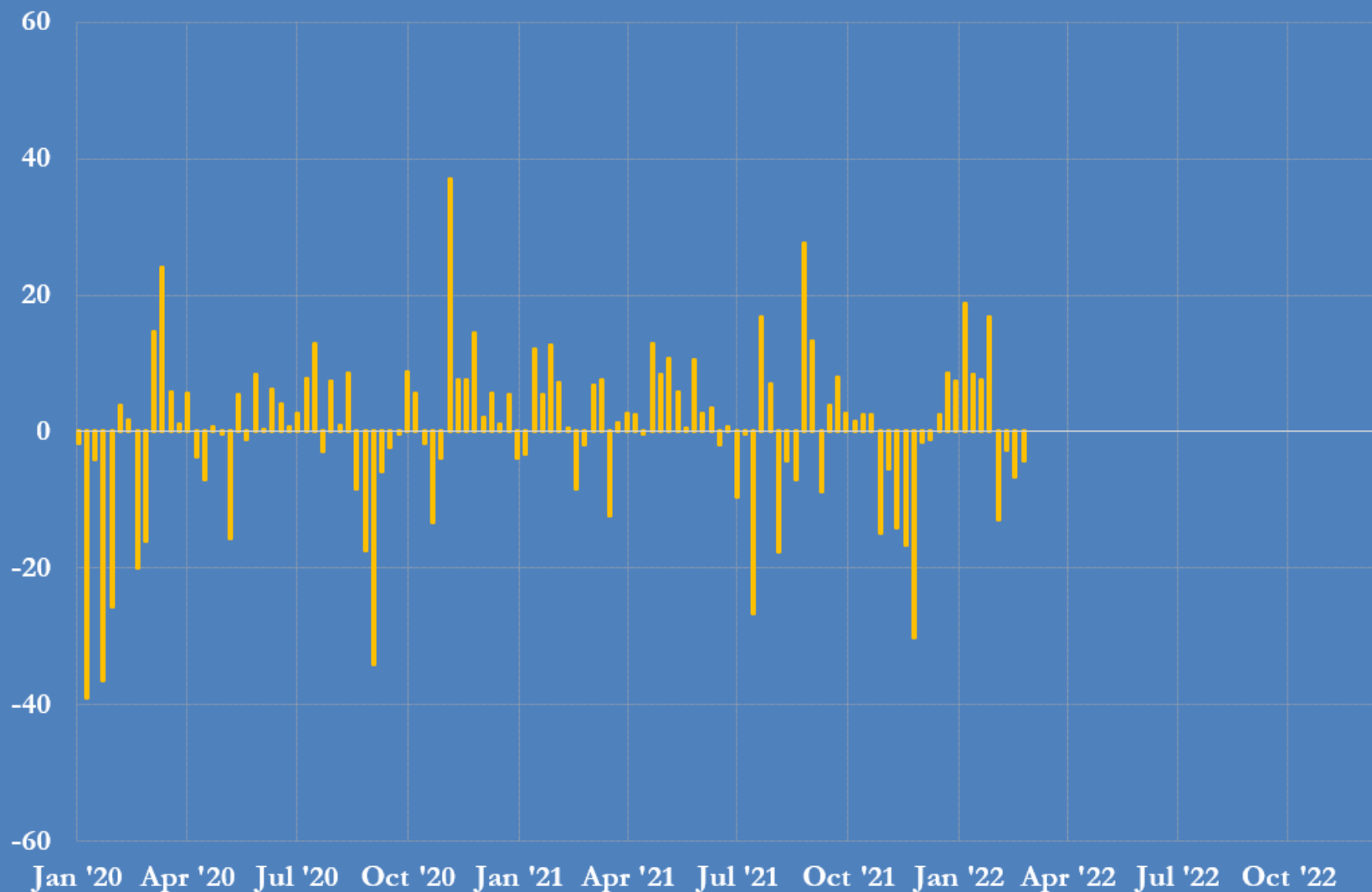
Money managers' weekly net position change in Brent, WTI, U.S. gasoline, U.S. diesel and Euro gasoil (million bbl)



Sources: CFTC and ICE Futures Europe

@JKempEnergy

Money managers' weekly net position change in middle distillates European gas oil plus U.S. diesel (million bbl)



Sources: CFTC and ICE Futures Europe

@JKempEnergy

Brent crude prices, 1990-2022

end-month, except most recent month, adjusted for inflation, 2022 U.S.\$/bbl

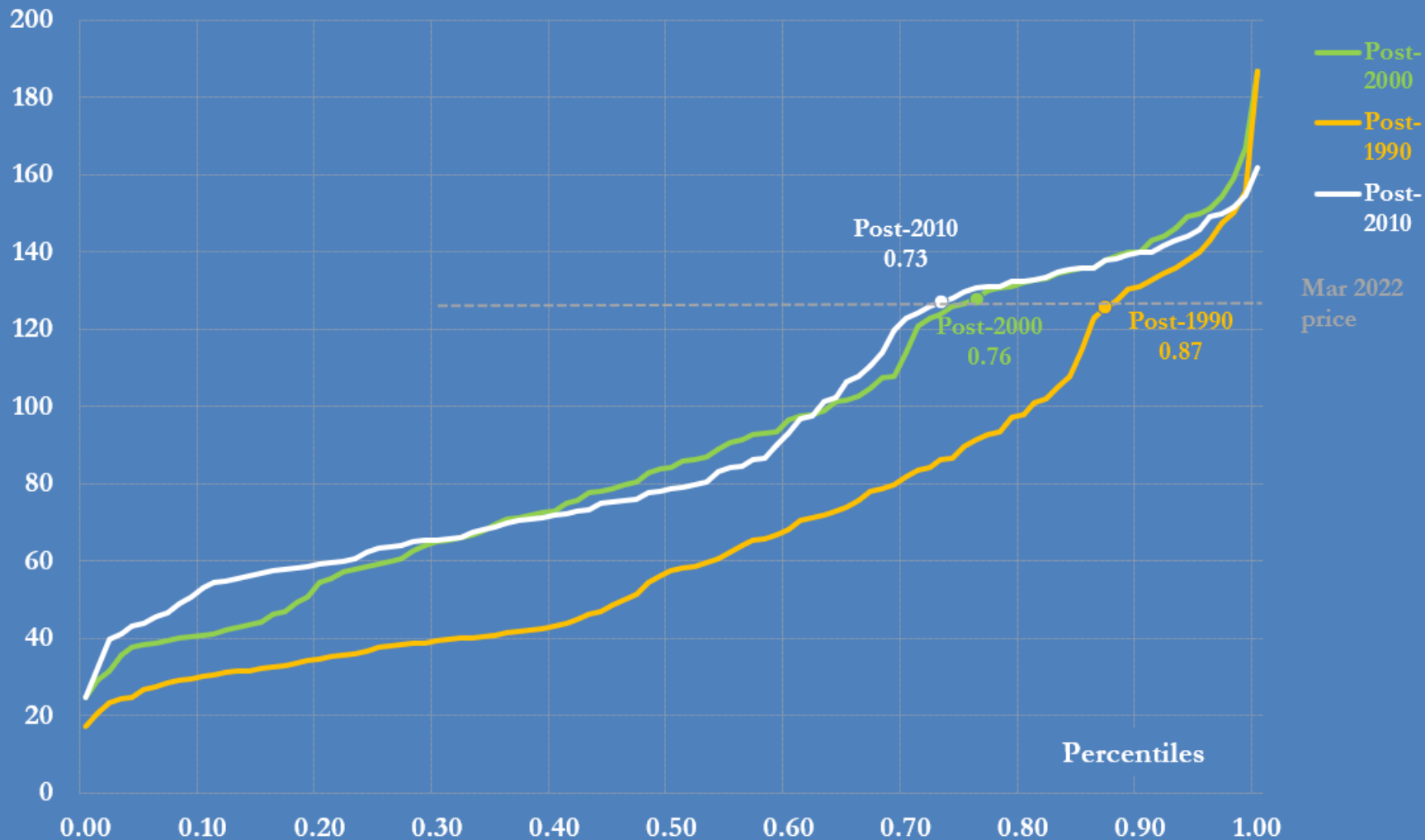


Source: ICE Futures Europe, U.S. Bureau of Labor Statistics

@JKempEnergy

Brent crude prices

end-month, adjusted for inflation, 2022 U.S\$/bbl
current price and percentiles over various time horizons



Source: ICE Futures Europe, U.S. Bureau of Labor Statistics

@JKempEnergy