

CFTC and ICE commitments of traders

Positions reported at close of business on October 4

JOHN KEMP
REUTERS
10 October 2022

CFTC and ICE commitments of traders

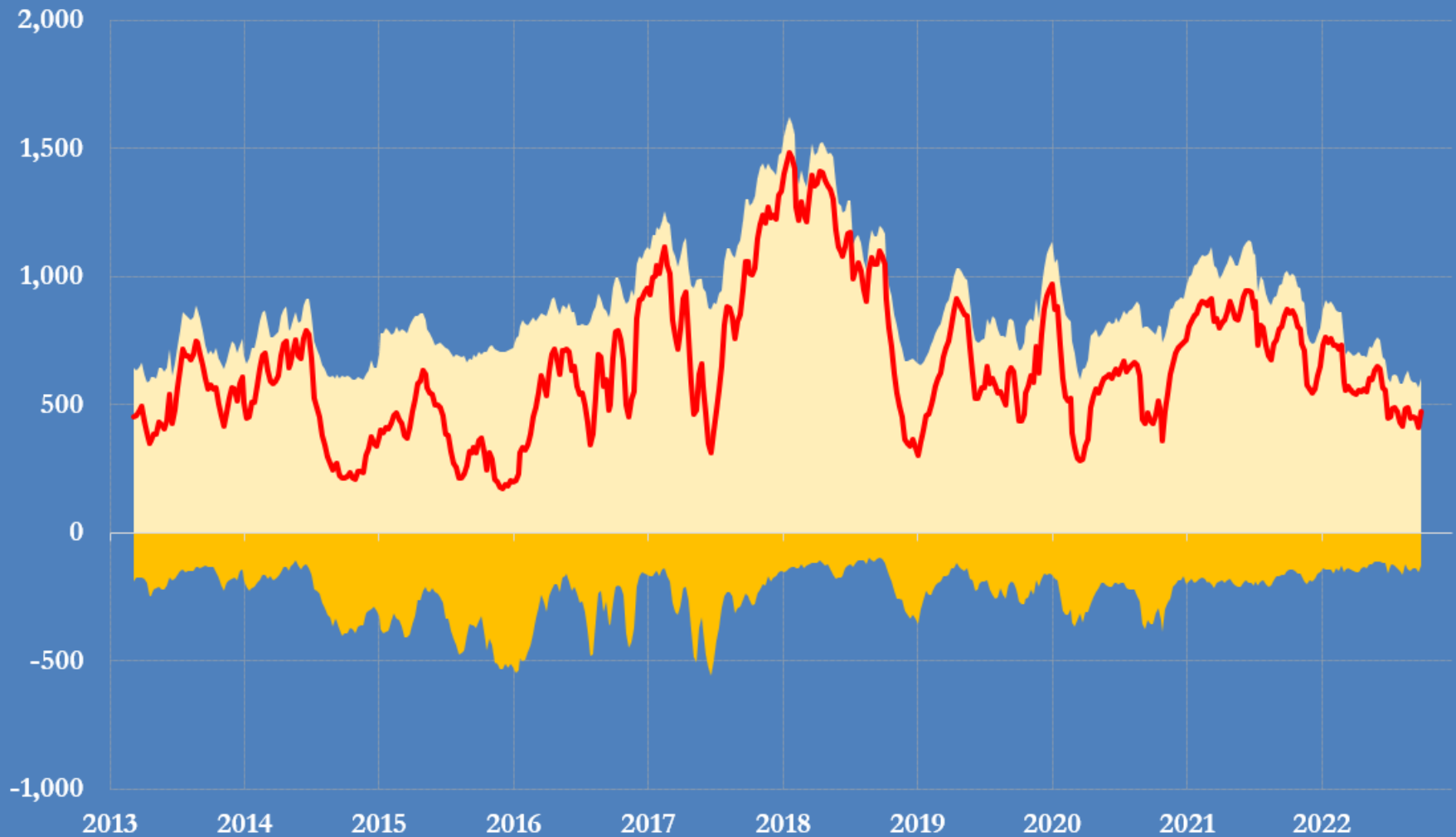
Week ending: 4 October 2022

| | Total Long Positions | Total Short Positions | Net Position (Long-Short) | | Δ Long Positions | Δ Short Positions | Δ Net position | Long/Short Positions Ratio | |
|---------------------------|-------------------------|--------------------------|------------------------------|------------|---------------------|----------------------|-------------------|-------------------------------|------------|
| | million bbl | million bbl | million bbl | percentile | million bbl | million bbl | million bbl | ratio | percentile |
| Total petroleum positions | 602 | 130 | 472 | 0.27 | +36 | -26 | +62 | 4.63 | 0.58 |
| Crude oil | 458 | 98 | 360 | 0.18 | +32 | -15 | +46 | 4.67 | 0.52 |
| All products | 144 | 32 | 112 | 0.49 | +4 | -11 | +15 | 4.51 | 0.49 |
| Middle distillates | 82 | 25 | 56 | 0.45 | +4 | -8 | +12 | 3.23 | 0.57 |
| WTI (NYMEX + ICE) | 231 | 57 | 175 | 0.21 | +7 | -12 | +19 | 4.08 | 0.45 |
| Brent | 227 | 41 | 185 | 0.33 | +24 | -3 | +27 | 5.47 | 0.65 |
| U.S. gasoline | 62 | 7 | 56 | 0.55 | +0 | -4 | +4 | 9.36 | 0.79 |
| U.S. diesel | 30 | 13 | 18 | 0.61 | -0 | -6 | +6 | 2.38 | 0.72 |
| European gas oil | 51 | 12 | 39 | 0.39 | +4 | -2 | +6 | 4.11 | 0.45 |

Percentiles are for all weeks since 2013

Sources: CFTC and ICE Futures Europe
@JKempEnergy

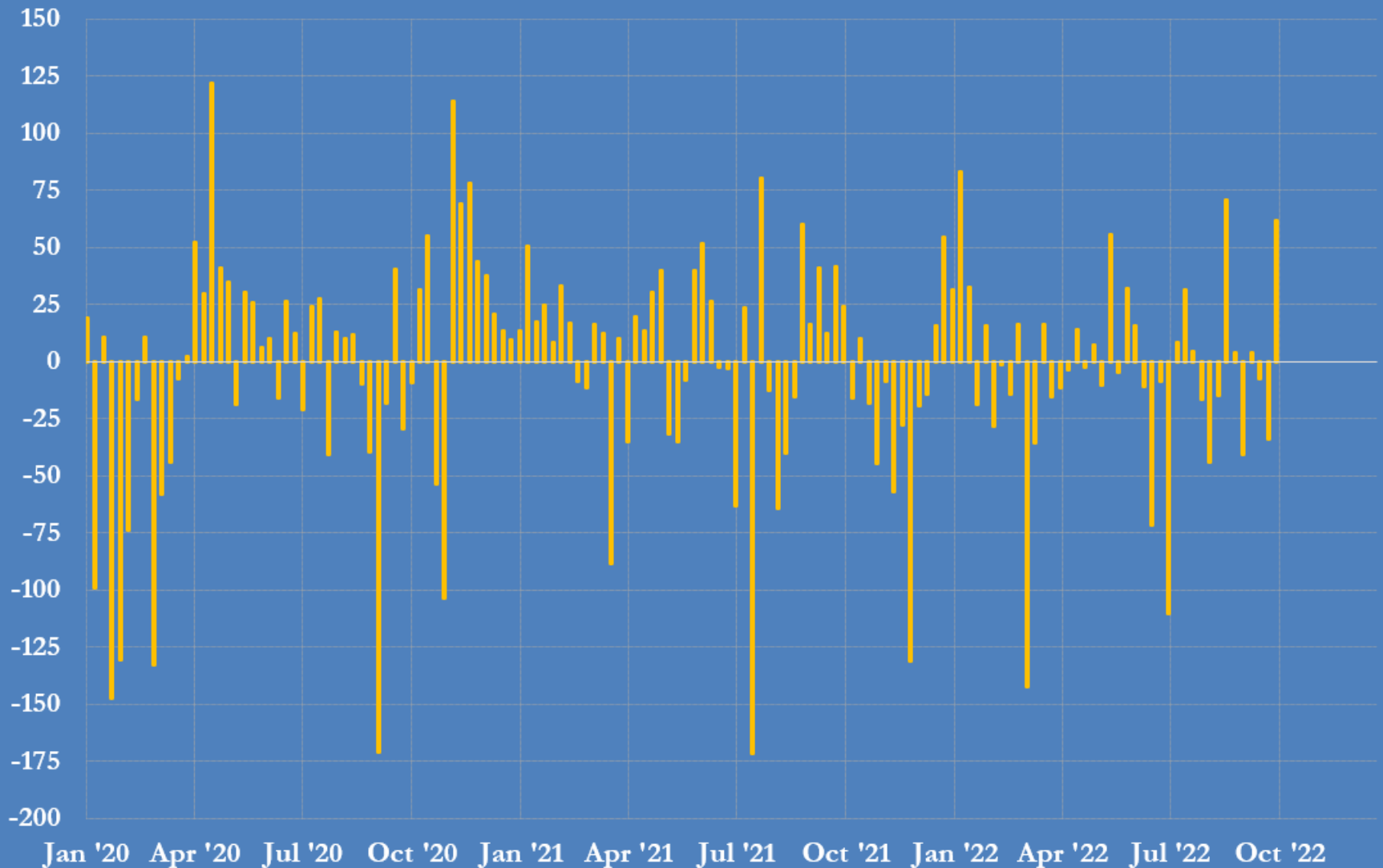
Money managers' total long and short positions in Brent, WTI, U.S. gasoline, U.S. diesel and European gasoil (million bbl)



Long positions
Short positions
Net position

Sources: CFTC and ICE Futures Europe
@JKempEnergy

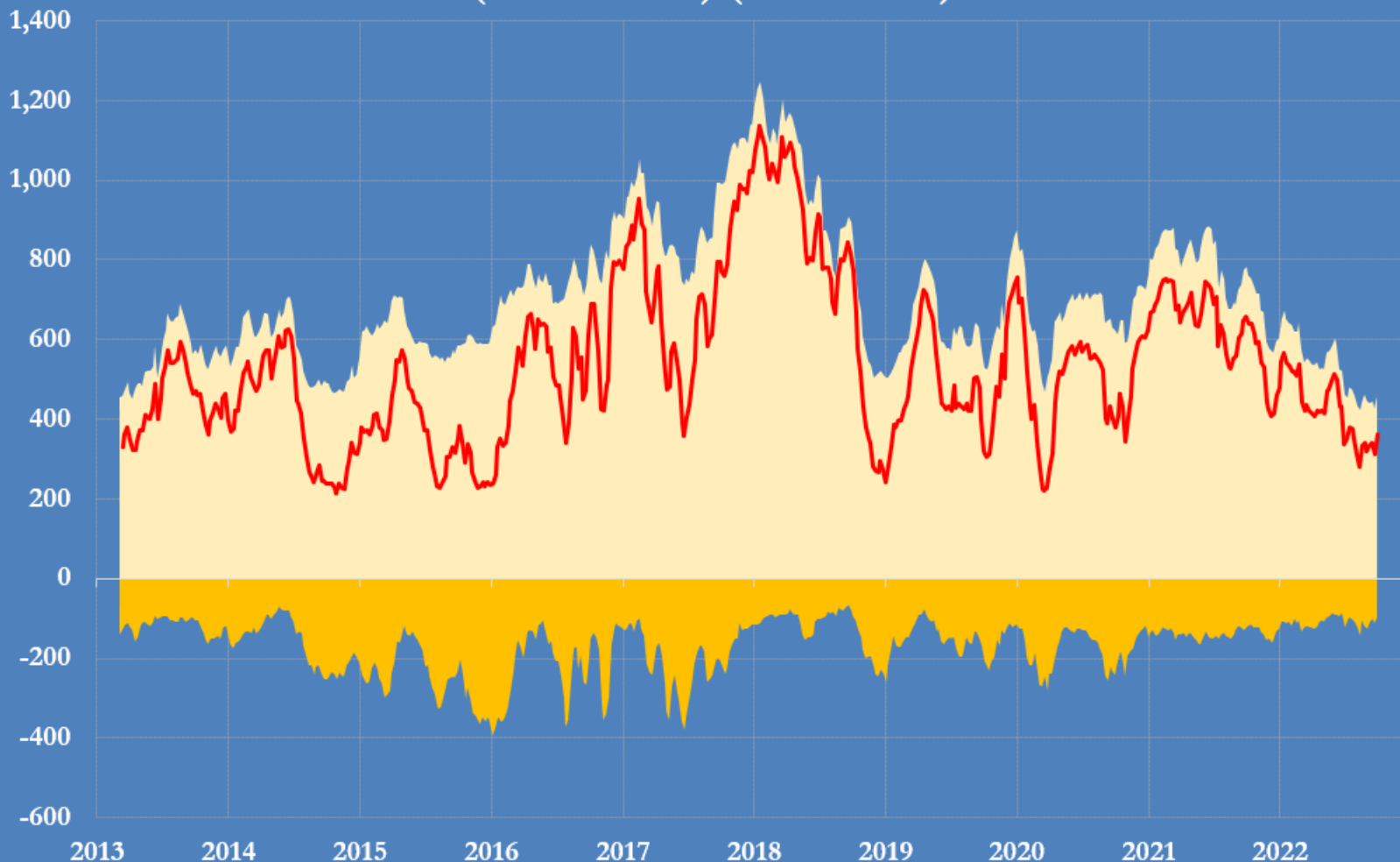
Money managers' weekly net position change in Brent, WTI, U.S. gasoline, U.S. diesel and Euro gasoil (million bbl)



Sources: CFTC and ICE Futures Europe

@JKempEnergy

Money managers' total long and short positions in crude (Brent+WTI) (million bbl)



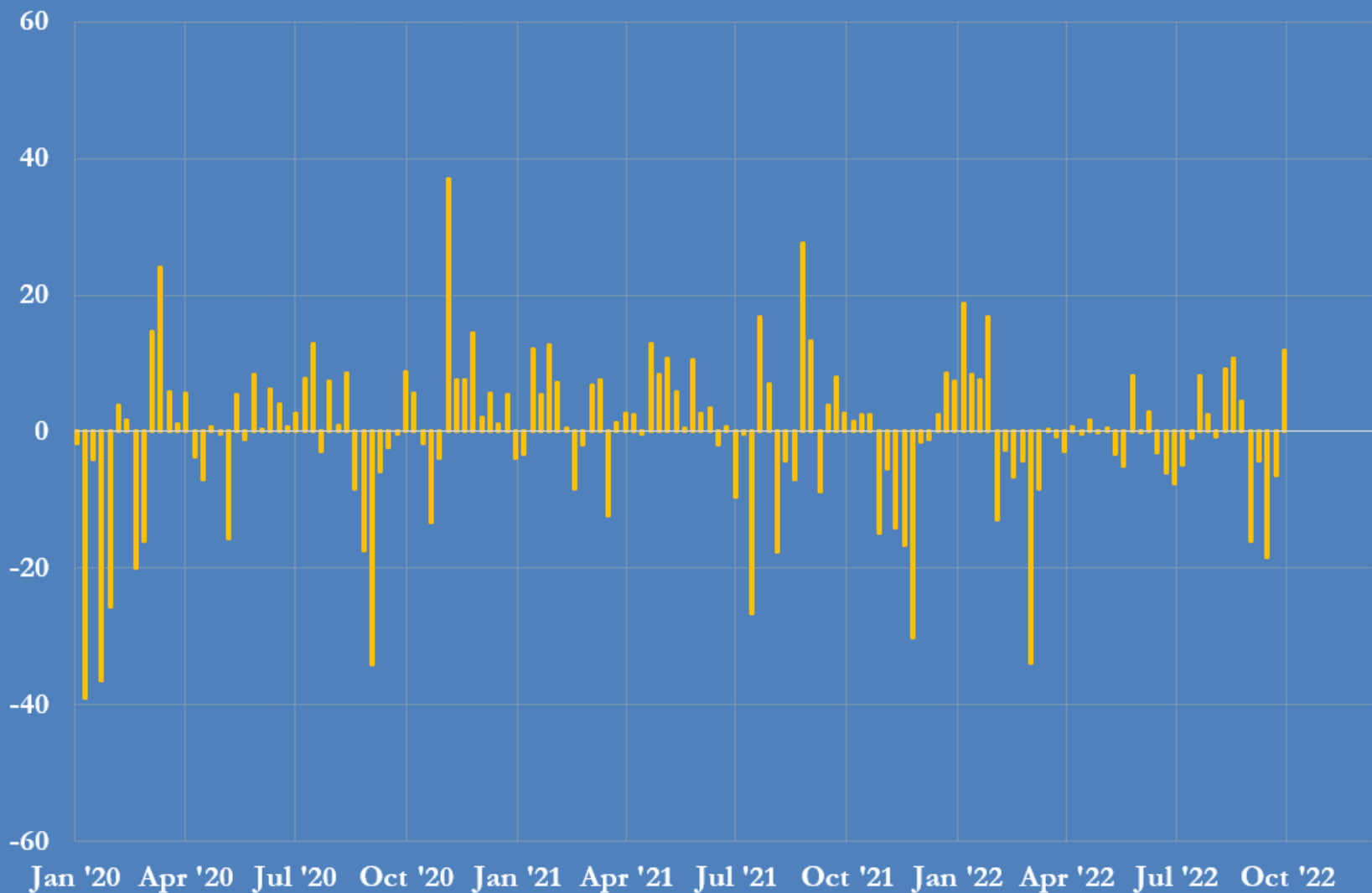
Long positions

Short positions

Net position

Sources: CFTC and ICE Futures Europe
@JKempEnergy

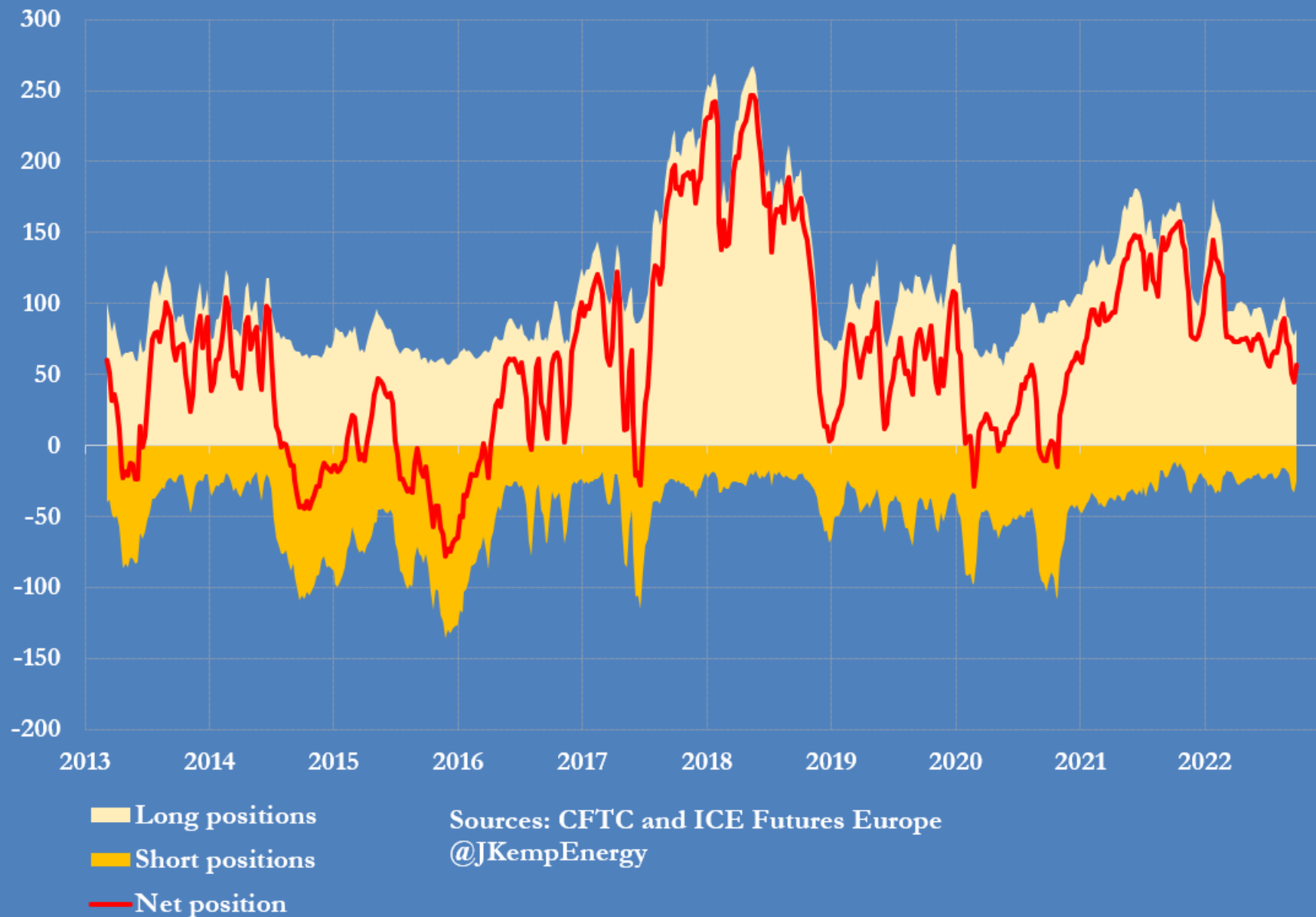
Money managers' weekly net position change in middle distillates European gas oil plus U.S. diesel (million bbl)



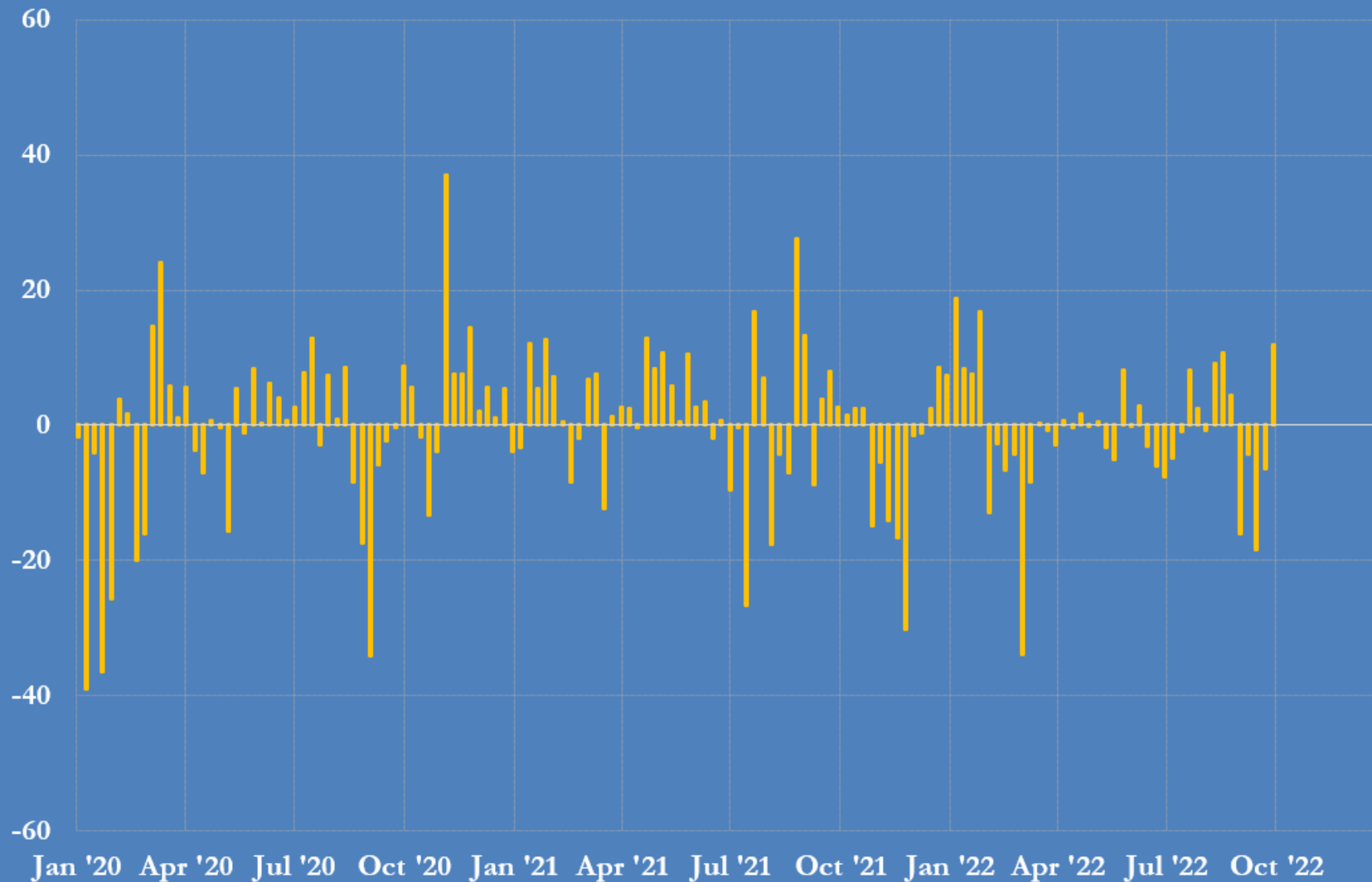
Sources: CFTC and ICE Futures Europe

@JKempEnergy

Money managers' total long and short positions in middle distillates U.S. diesel and European gas oil (million bbl)



Money managers' weekly net position change in middle distillates European gas oil plus U.S. diesel (million bbl)



Sources: CFTC and ICE Futures Europe

@JKempEnergy

Money managers' short positions in NYMEX WTI in 2015-22

Accumulation and liquidation of short positions

Short positions shown negative, million bbl

