

CFTC and ICE commitments of traders

Positions reported at close of business on June 14

JOHN KEMP
REUTERS
20 June 2022

CFTC and ICE commitments of traders

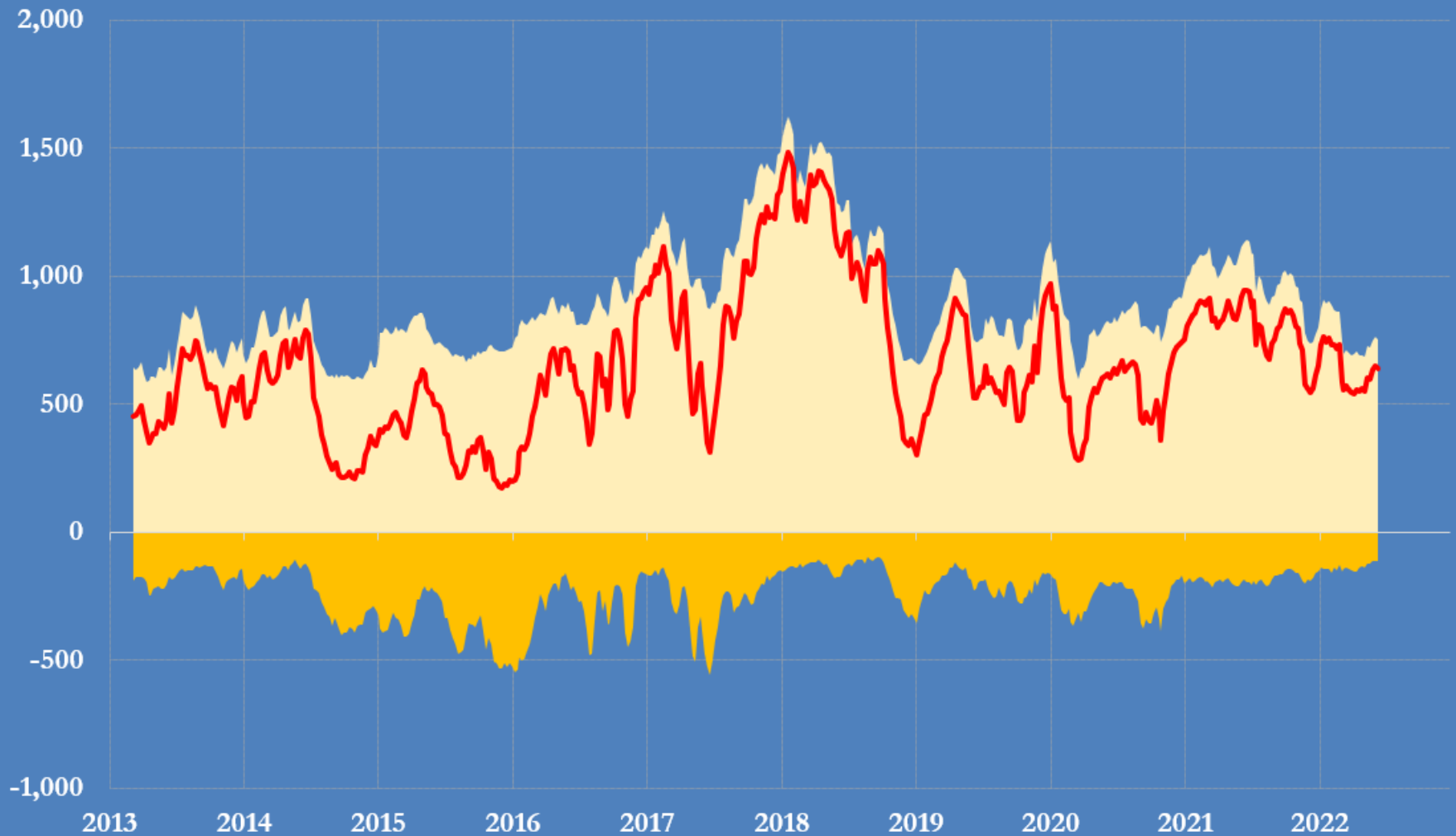
Week ending: 14 June 2022

| | Total Long Positions | Total Short Positions | Net Position (Long-Short) | | Δ Long Positions | Δ Short Positions | Δ Net position | Long/Short Positions Ratio | |
|---------------------------|-------------------------|--------------------------|------------------------------|------------|---------------------|----------------------|-------------------|-------------------------------|------------|
| | million bbl | million bbl | million bbl | percentile | million bbl | million bbl | million bbl | ratio | percentile |
| Total petroleum positions | 750 | 114 | 636 | 0.54 | -11 | +0 | -11 | 6.57 | 0.83 |
| Crude oil | 590 | 91 | 499 | 0.46 | -13 | +1 | -14 | 6.48 | 0.79 |
| All products | 160 | 23 | 137 | 0.60 | +3 | -1 | +3 | 6.93 | 0.60 |
| Middle distillates | 97 | 20 | 78 | 0.64 | +1 | -2 | +3 | 4.98 | 0.77 |
| WTI (NYMEX + ICE) | 305 | 45 | 259 | 0.44 | -20 | +5 | -25 | 6.74 | 0.67 |
| Brent | 285 | 46 | 239 | 0.47 | +7 | -4 | +11 | 6.22 | 0.69 |
| U.S. gasoline | 63 | 4 | 59 | 0.60 | +1 | +1 | +1 | 17.46 | 0.92 |
| U.S. diesel | 36 | 17 | 19 | 0.64 | +1 | +0 | +0 | 2.09 | 0.68 |
| European gas oil | 61 | 2 | 59 | 0.61 | +0 | -2 | +2 | 28.78 | 0.92 |

Percentiles are for all weeks since 2013

Sources: CFTC and ICE Futures Europe
@JKempEnergy

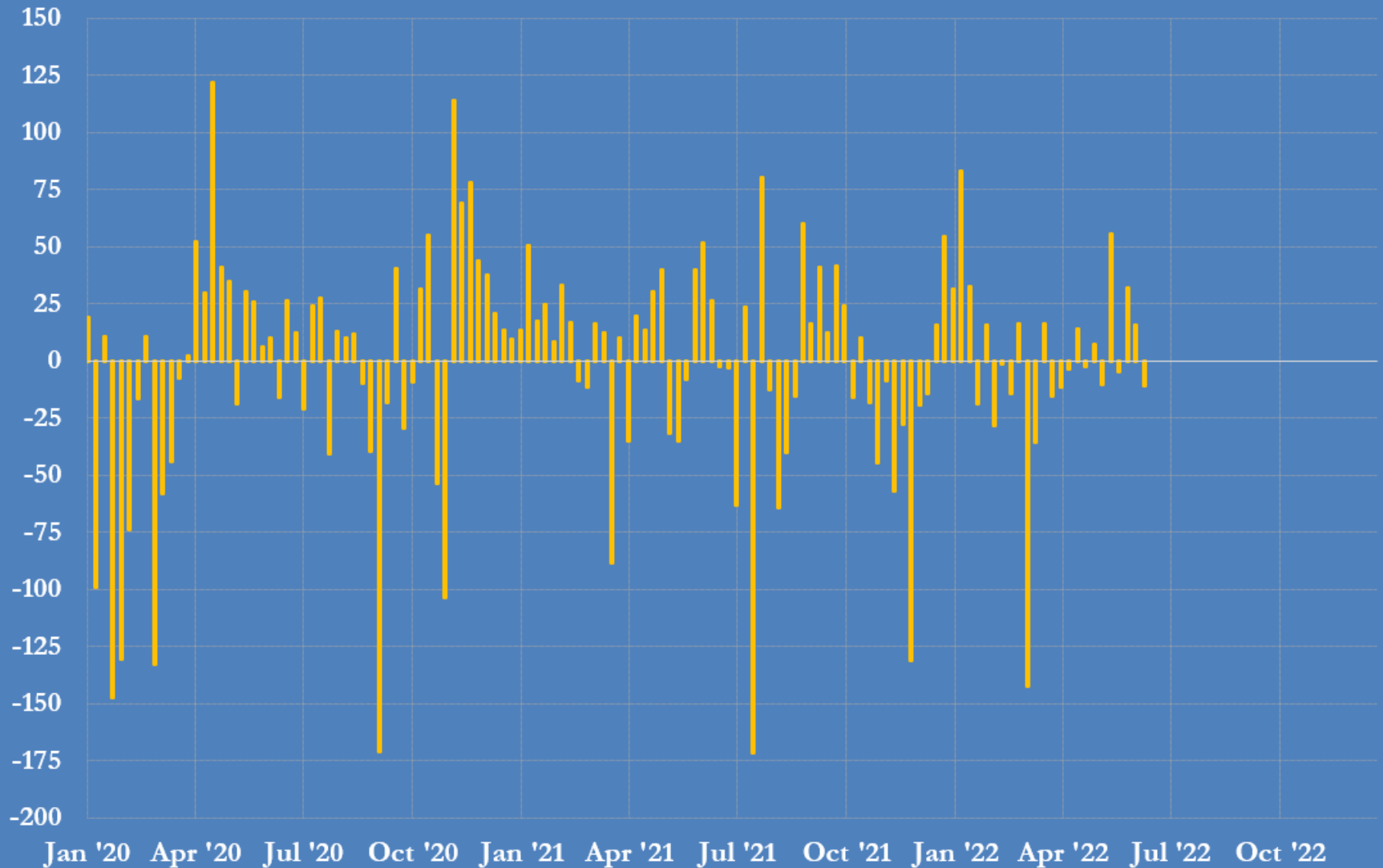
Money managers' total long and short positions in Brent, WTI, U.S. gasoline, U.S. diesel and European gasoil (million bbl)



Long positions
Short positions
Net position

Sources: CFTC and ICE Futures Europe
@JKempEnergy

Money managers' weekly net position change in Brent, WTI, U.S. gasoline, U.S. diesel and Euro gasoil (million bbl)



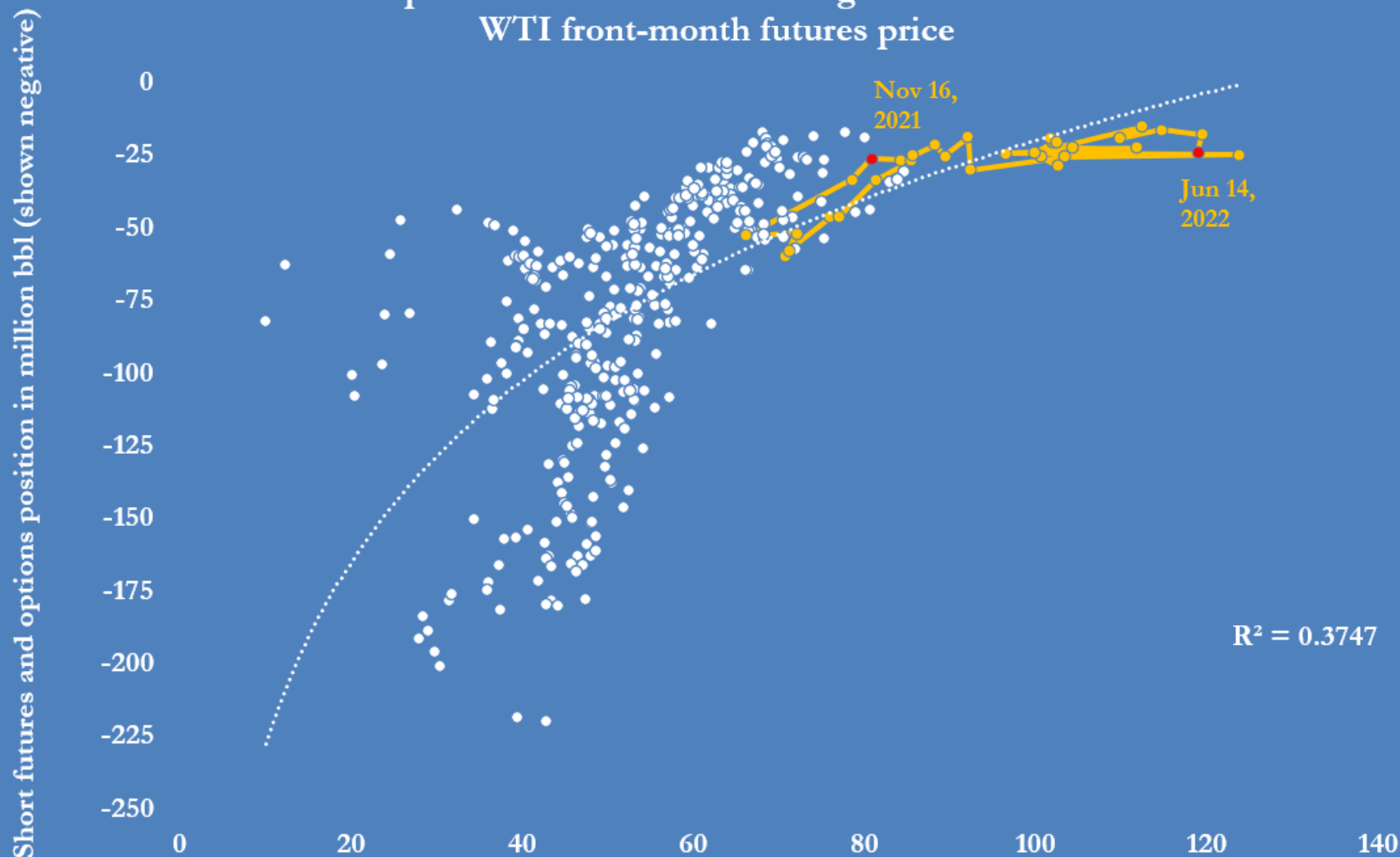
Sources: CFTC and ICE Futures Europe

@JKempEnergy

Money managers' short positions and U.S. oil price in 2015-22

Gross short position in main NYMEX light sweet crude contract

WTI front-month futures price



Sources: CFTC, NYMEX, @JKempEnergy
Current cycle values highlighted in orange

US\$/bbl

Money managers' short positions in NYMEX WTI in 2015-22

Accumulation and liquidation of short positions

Short positions shown negative, million bbl

