

CFTC and ICE commitments of traders

Positions reported at close of business on December 28

JOHN KEMP

REUTERS

4 Jan 2022

CFTC and ICE commitments of traders

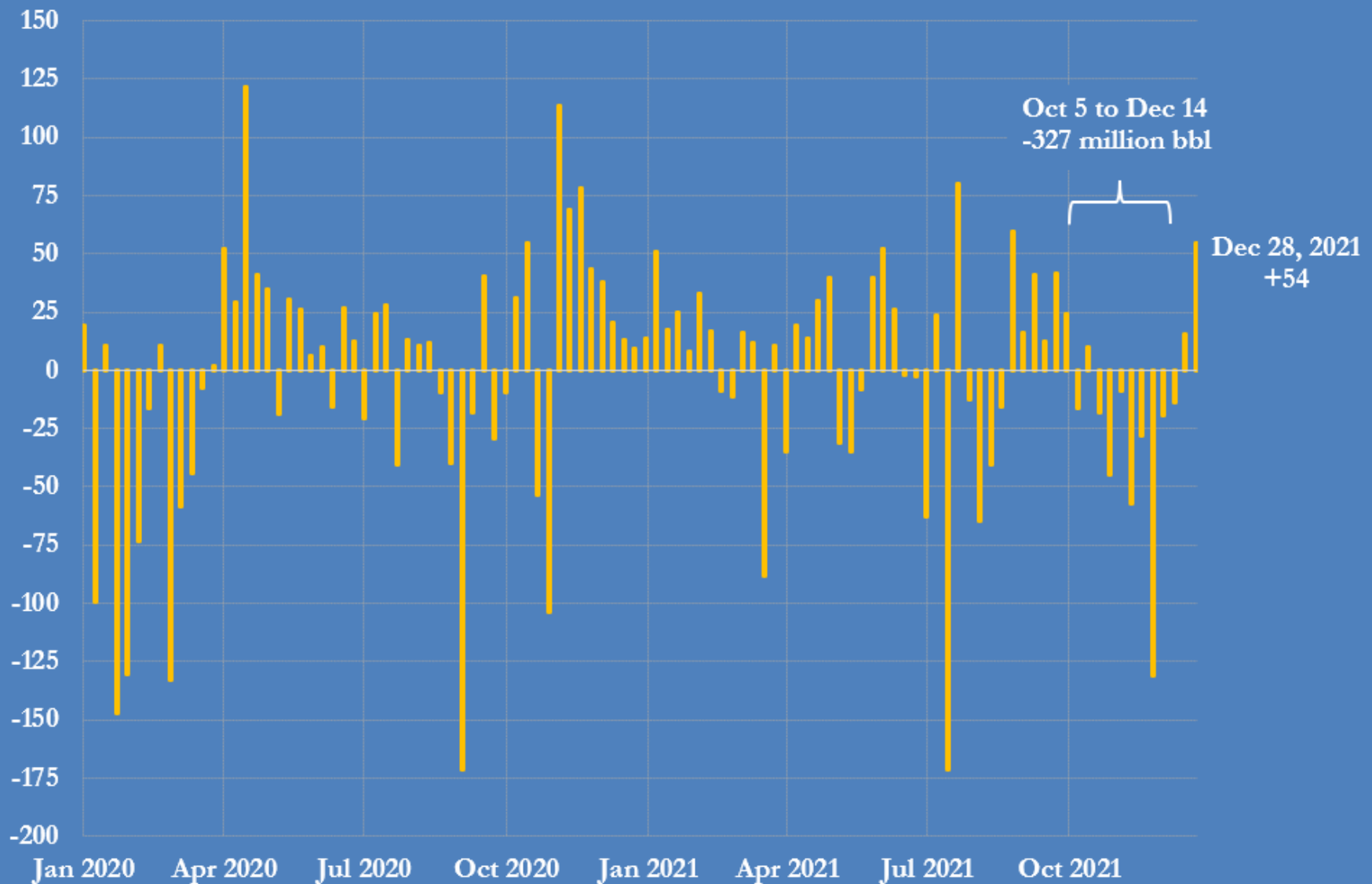
Week ending: 28 December 2021

	Total Long Positions	Total Short Positions	Net Position (Long-Short)		Δ Long Positions	Δ Short Positions	Δ Net position	Long/Short Positions Ratio	
	million bbl	million bbl	million bbl	percentile	million bbl	million bbl	million bbl	ratio	percentile
Total petroleum positions	774	159	615	0.49	+32	-22	+54	4.86	0.64
Crude oil	594	133	462	0.39	+27	-21	+48	4.48	0.49
All products	179	27	153	0.68	+5	-1	+6	6.75	0.68
Middle distillates	105	20	86	0.69	+7	-1	+9	5.37	0.80
WTI (NYMEX + ICE)	331	57	274	0.49	+5	-9	+15	5.84	0.64
Brent	264	76	188	0.32	+21	-12	+33	3.46	0.34
U.S. gasoline	74	7	67	0.72	-2	+0	-2	10.63	0.87
U.S. heating oil	30	15	16	0.60	+2	+1	+1	2.07	0.67
European gas oil	75	5	70	0.71	+5	-2	+7	14.81	0.84

Percentiles are for all weeks since 2013

Sources: CFTC and ICE Futures Europe
@JKempEnergy

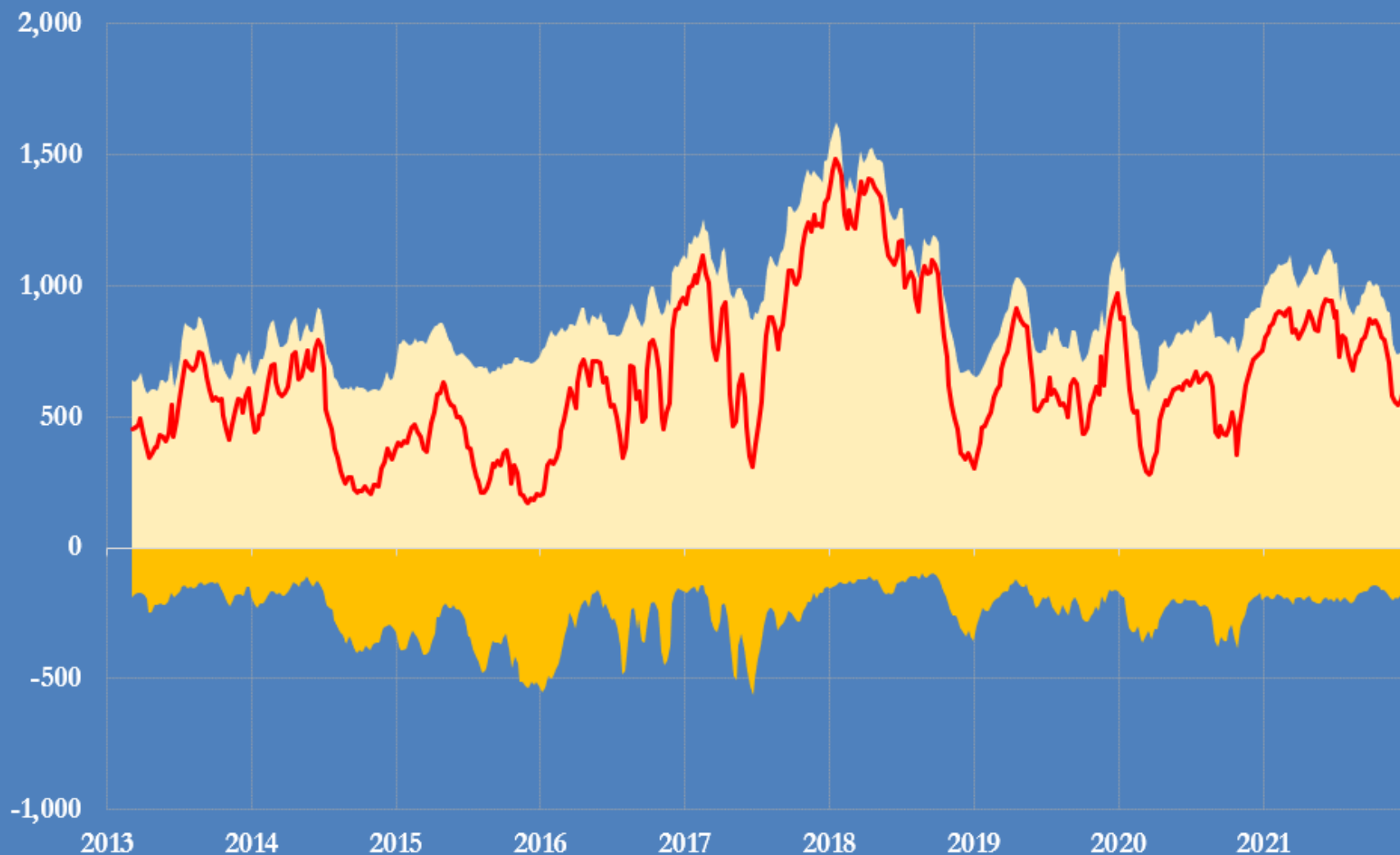
Money managers' weekly net position change in Brent, WTI, U.S. gasoline, U.S. heating oil and Euro gasoil (million bbl)



Sources: CFTC and ICE Futures Europe

@JKempEnergy

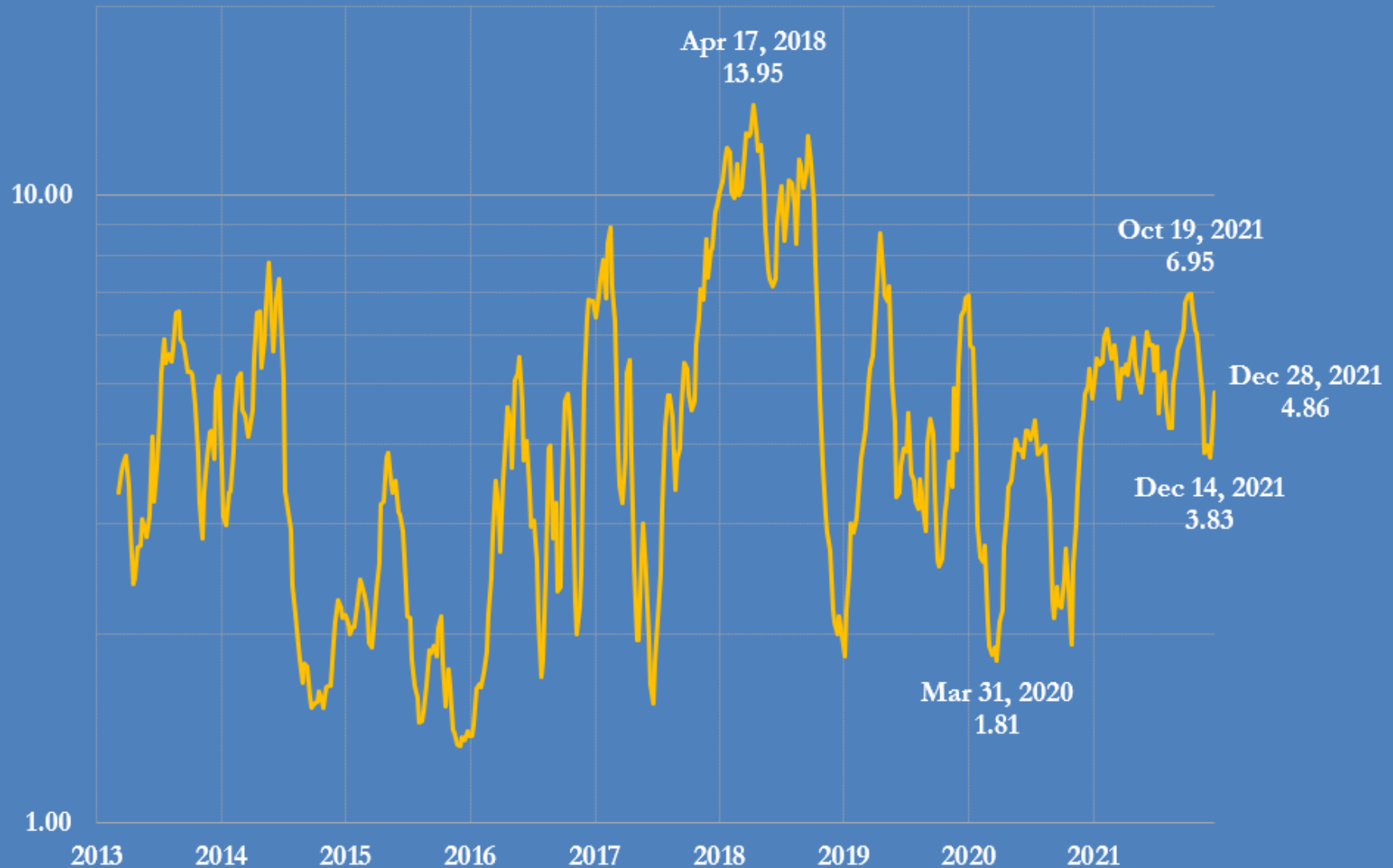
Money managers' total long and short positions in Brent, WTI, U.S. gasoline, U.S. heating oil and European gasoil (million bbl)



Long positions
Short positions
Net position

Sources: CFTC and ICE Futures Europe
@JKempEnergy

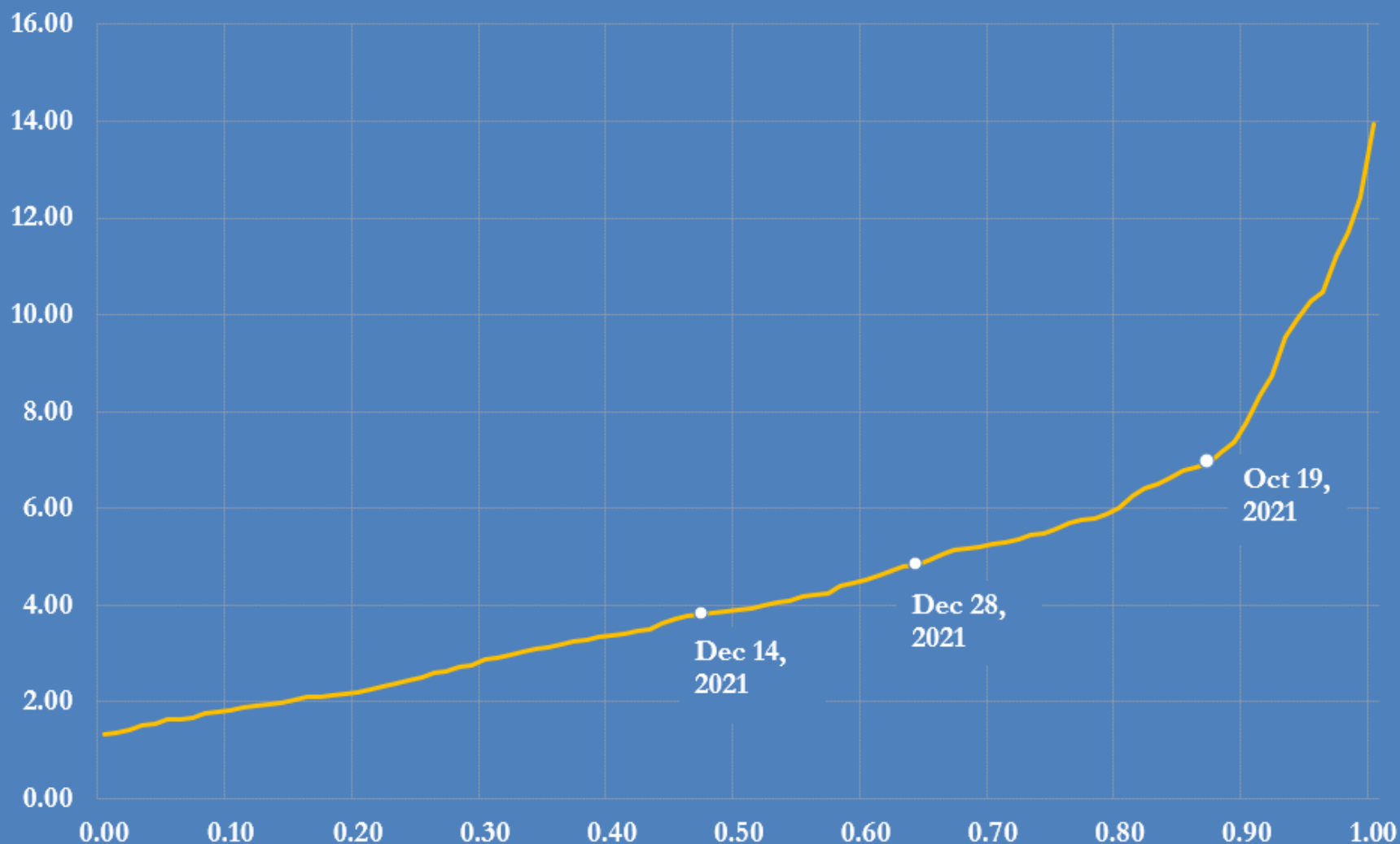
Ratio of money manager long to short positions in petroleum (Brent+WTI+gasoline+heating oil+ gasoil) (log-scale)



Sources: CFTC and ICE Futures Europe

@JKempEnergy

Ratio of money managers' total long and short positions in Brent, WTI, U.S. gasoline, U.S. heating oil and European gasoil percentiles, 2013-2021



Sources: CFTC and ICE Futures Europe

@JKempEnergy