

# CFTC and ICE commitments of traders

## Positions reported at close of business on June 7

JOHN KEMP  
REUTERS  
13 June 2022

# CFTC and ICE commitments of traders

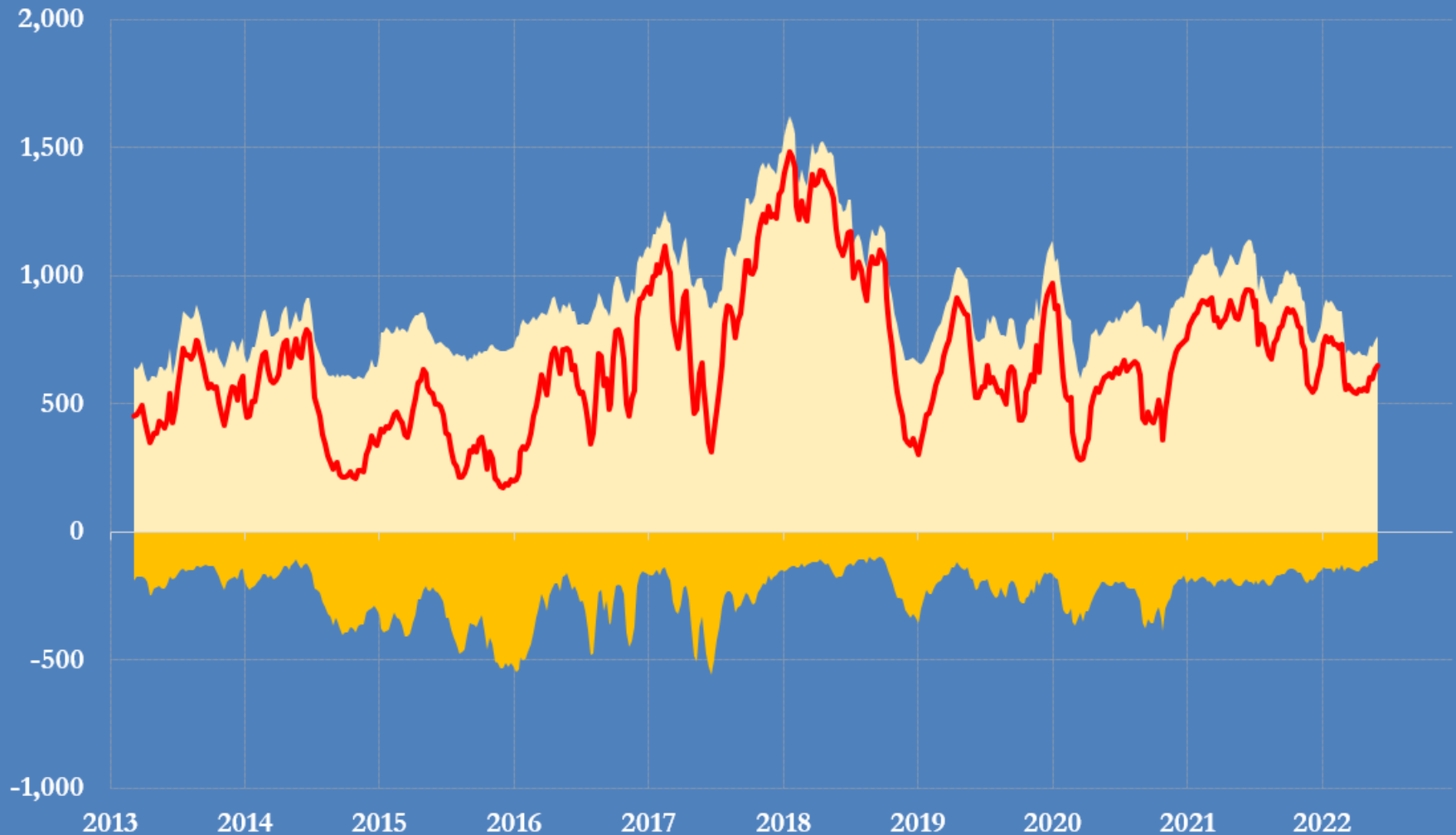
Week ending: 7 June 2022

	Total Long Positions	Total Short Positions	Net Position (Long-Short)		Δ Long Positions	Δ Short Positions	Δ Net position	Long/Short Positions Ratio	
	million bbl	million bbl	million bbl	percentile	million bbl	million bbl	million bbl	ratio	percentile
Total petroleum positions	761	114	647	0.56	+16	+0	+16	6.68	0.84
Crude oil	603	90	513	0.49	+18	+1	+17	6.71	0.81
All products	158	24	134	0.58	-2	-1	-1	6.56	0.58
Middle distillates	96	21	75	0.62	-0	-0	-0	4.55	0.73
WTI (NYMEX + ICE)	325	40	284	0.53	+2	+3	-2	8.04	0.76
Brent	278	49	229	0.45	+16	-2	+18	5.62	0.66
U.S. gasoline	62	3	59	0.59	-1	-1	-1	21.15	0.95
U.S. diesel	36	17	19	0.63	+1	+0	+1	2.09	0.68
European gas oil	61	4	56	0.59	-1	-1	-1	14.74	0.83

Percentiles are for all weeks since 2013

Sources: CFTC and ICE Futures Europe  
@JKempEnergy

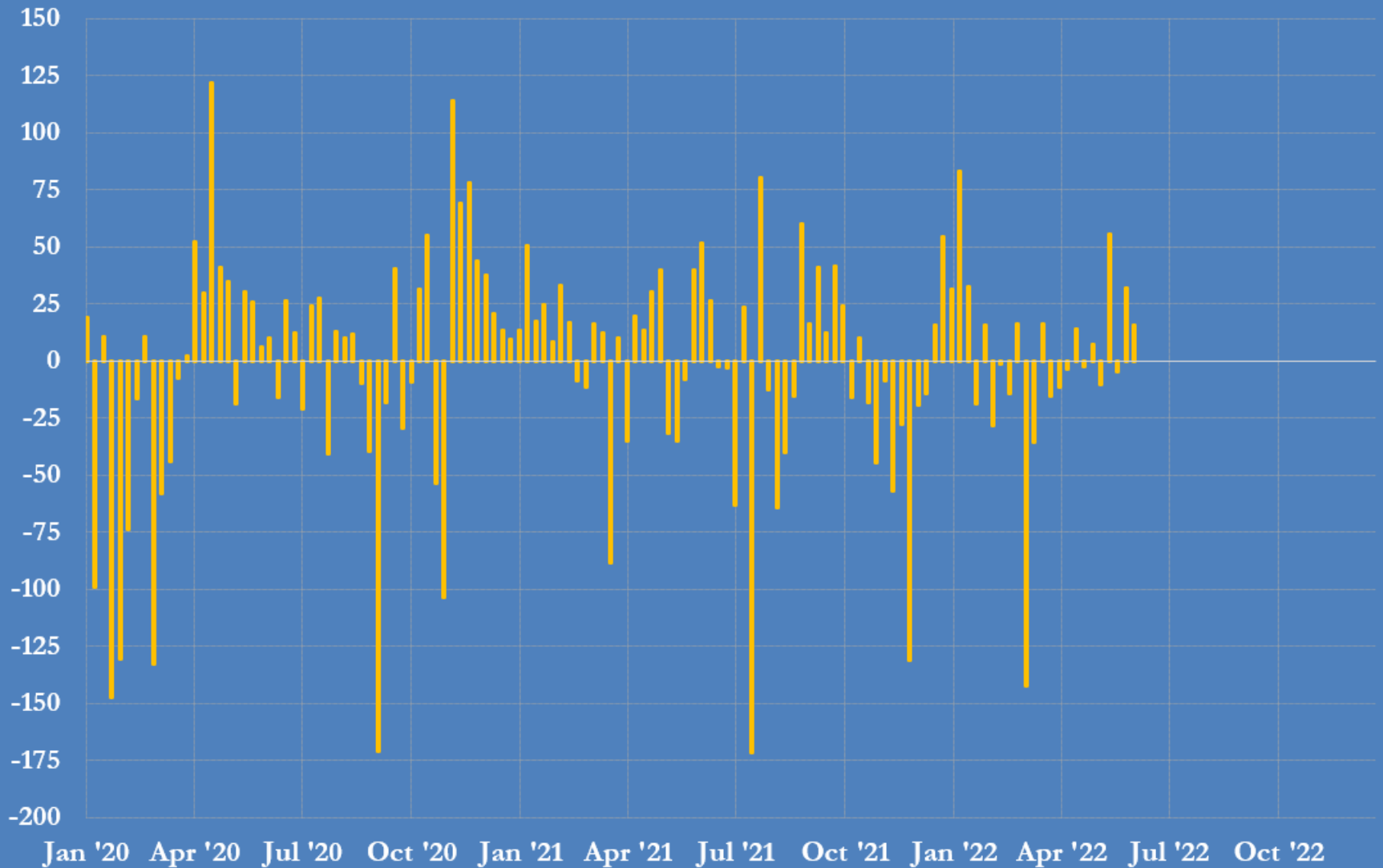
# Money managers' total long and short positions in Brent, WTI, U.S. gasoline, U.S. diesel and European gasoil (million bbl)



Long positions  
Short positions  
Net position

Sources: CFTC and ICE Futures Europe  
@JKempEnergy

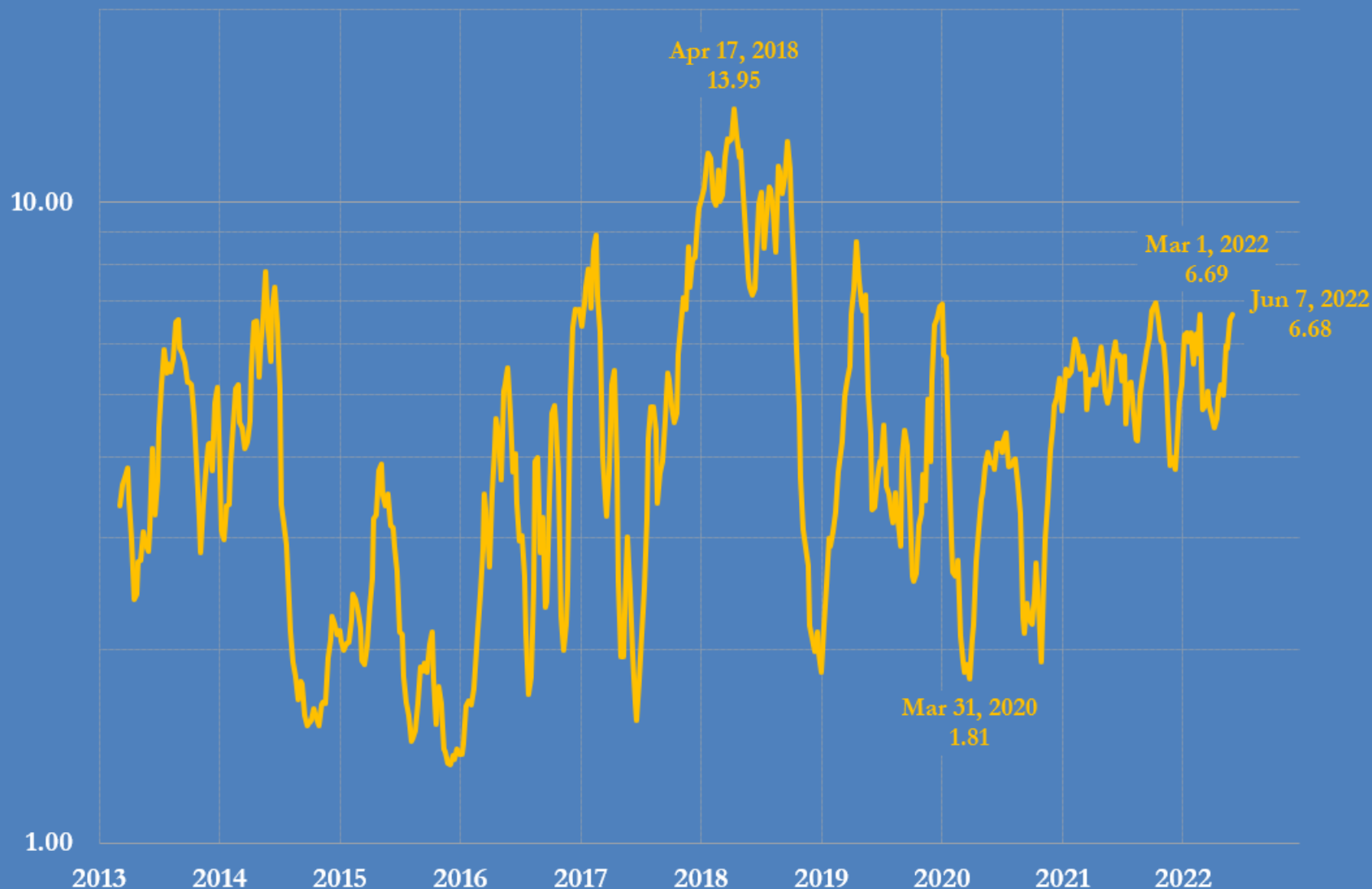
## Money managers' weekly net position change in Brent, WTI, U.S. gasoline, U.S. diesel and Euro gasoil (million bbl)



Sources: CFTC and ICE Futures Europe

@JKempEnergy

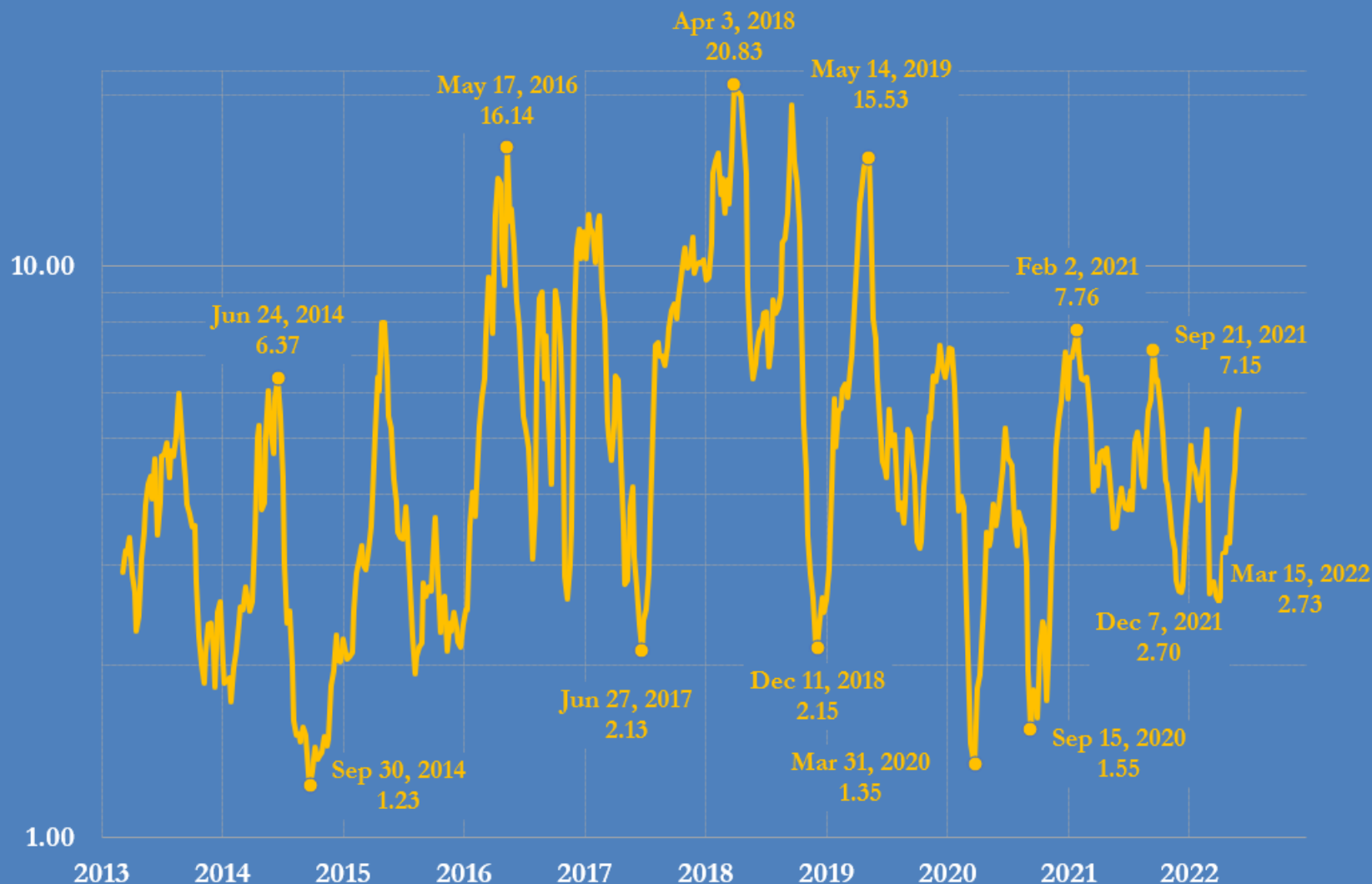
## Ratio of money manager long to short positions in petroleum (Brent+WTI+gasoline+diesel+ gasoil) (log-scale)



Sources: CFTC and ICE Futures Europe

@JKempEnergy

## Ratio of money manager long to short positions in Brent (semi-log scale)



Sources: CFTC and ICE Futures Europe

@JKempEnergy