

CFTC and ICE commitments of traders

Positions reported at close of business on August 2

JOHN KEMP
REUTERS

8 August 2022

CFTC and ICE commitments of traders

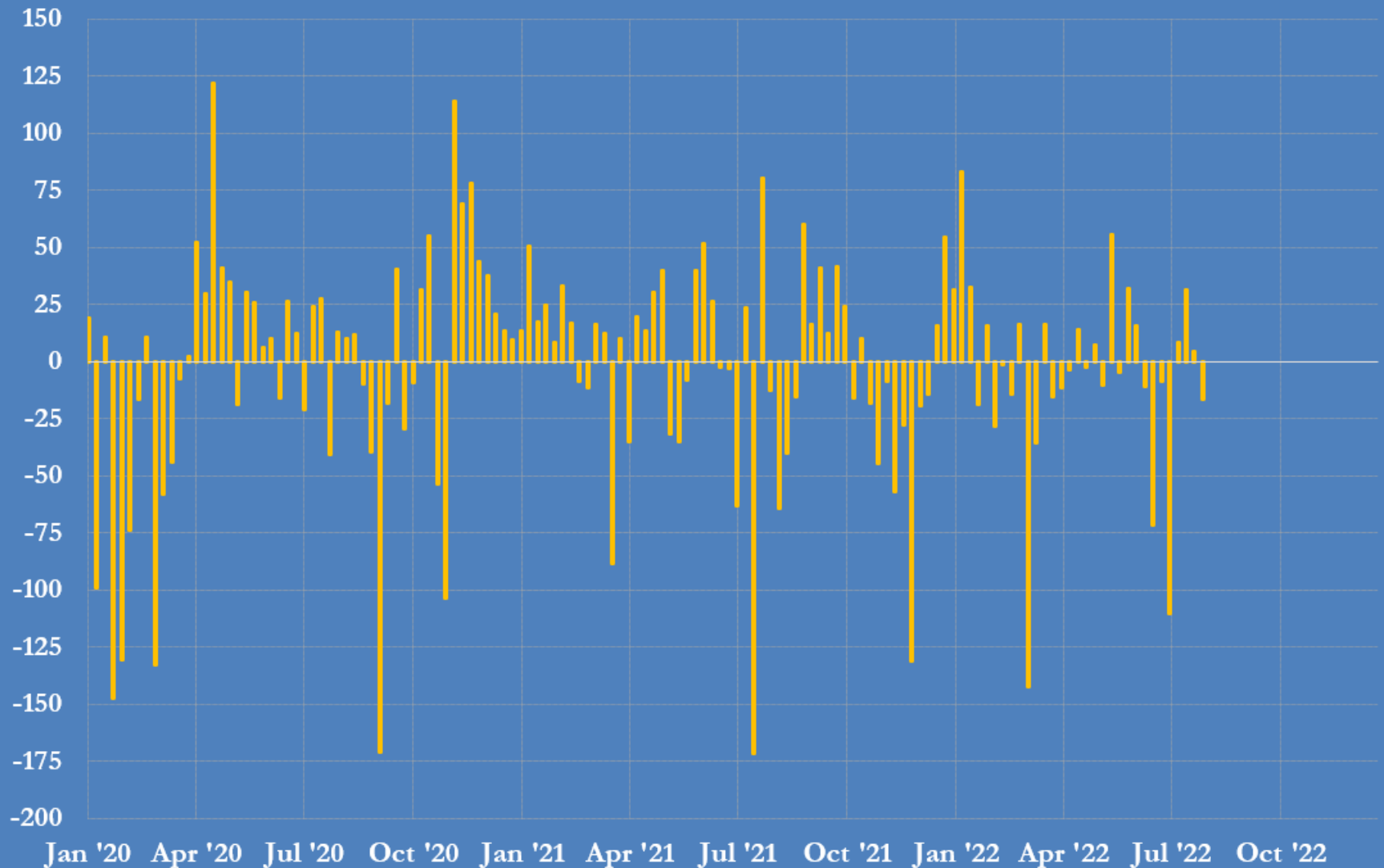
Week ending: 2 August 2022

	Total Long Positions	Total Short Positions	Net Position (Long-Short)		Δ Long Positions	Δ Short Positions	Δ Net position	Long/Short Positions Ratio	
	million bbl	million bbl	million bbl	percentile	million bbl	million bbl	million bbl	ratio	percentile
Total petroleum positions	610	137	472	0.27	-6	+10	-17	4.44	0.55
Crude oil	460	109	351	0.16	-17	+8	-25	4.22	0.43
All products	150	28	122	0.52	+11	+3	+8	5.33	0.52
Middle distillates	89	24	66	0.54	+7	+4	+2	3.80	0.64
WTI (NYMEX + ICE)	244	53	191	0.24	-18	+1	-19	4.57	0.48
Brent	216	56	160	0.23	+1	+7	-6	3.87	0.43
U.S. gasoline	60	5	56	0.55	+4	-2	+6	13.33	0.88
U.S. diesel	38	12	26	0.72	+3	-0	+3	3.18	0.84
European gas oil	51	12	40	0.40	+3	+4	-1	4.44	0.47

Percentiles are for all weeks since 2013

Sources: CFTC and ICE Futures Europe
@JKempEnergy

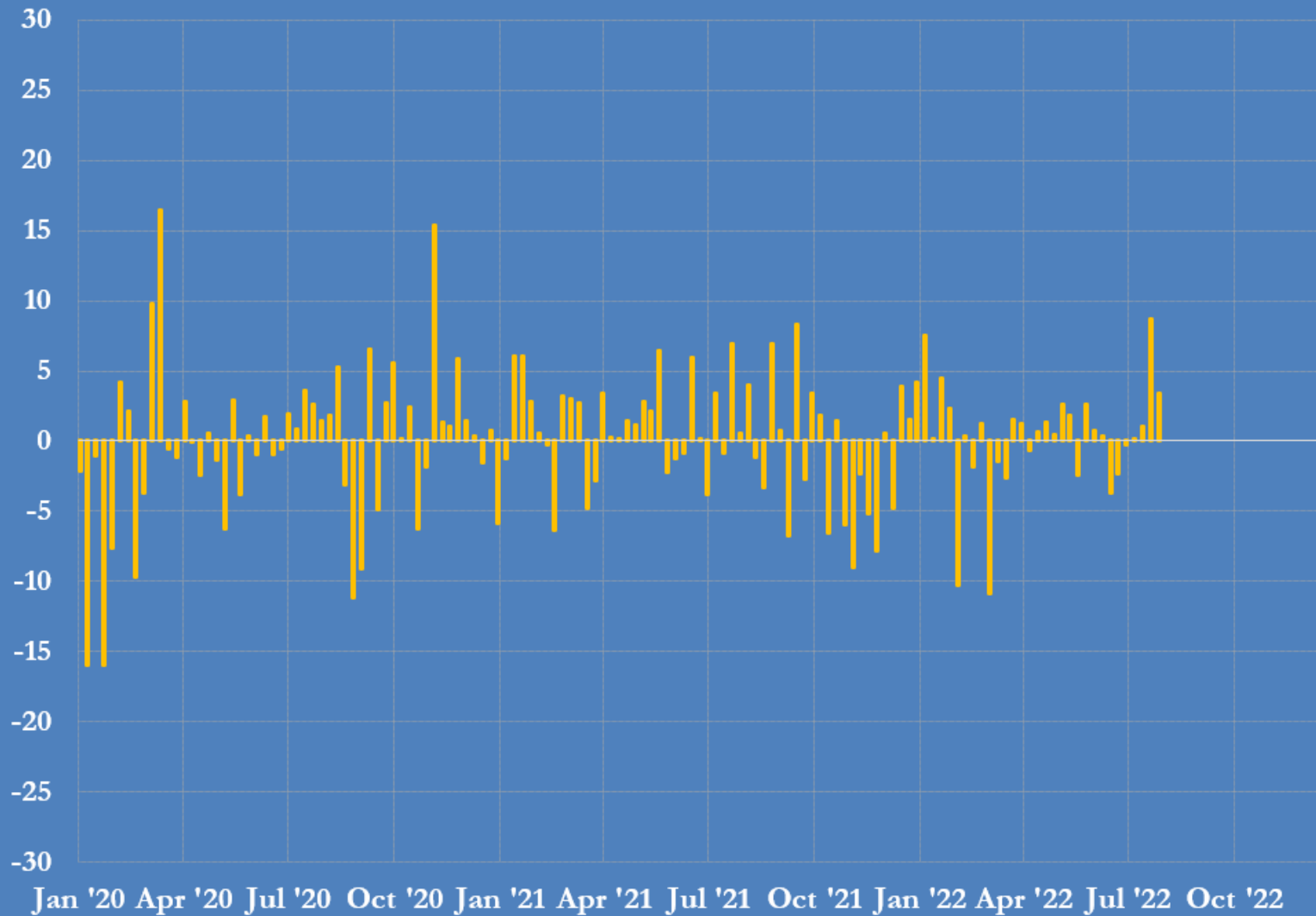
Money managers' weekly net position change in Brent, WTI, U.S. gasoline, U.S. diesel and Euro gasoil (million bbl)



Sources: CFTC and ICE Futures Europe

@JKempEnergy

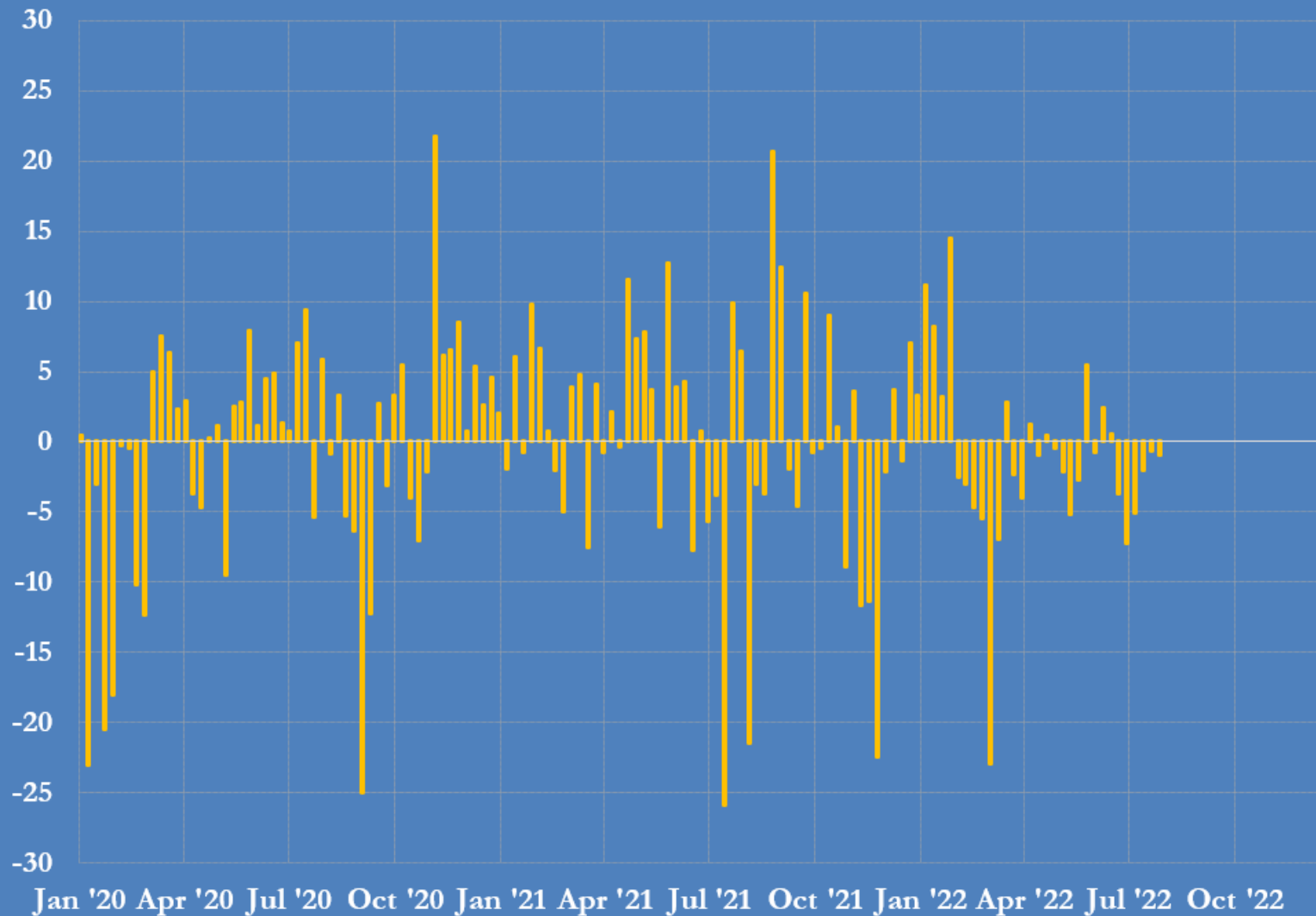
Money managers' weekly net position change in U.S. diesel (million bbl)



Sources: CFTC and ICE Futures Europe

@JKempEnergy

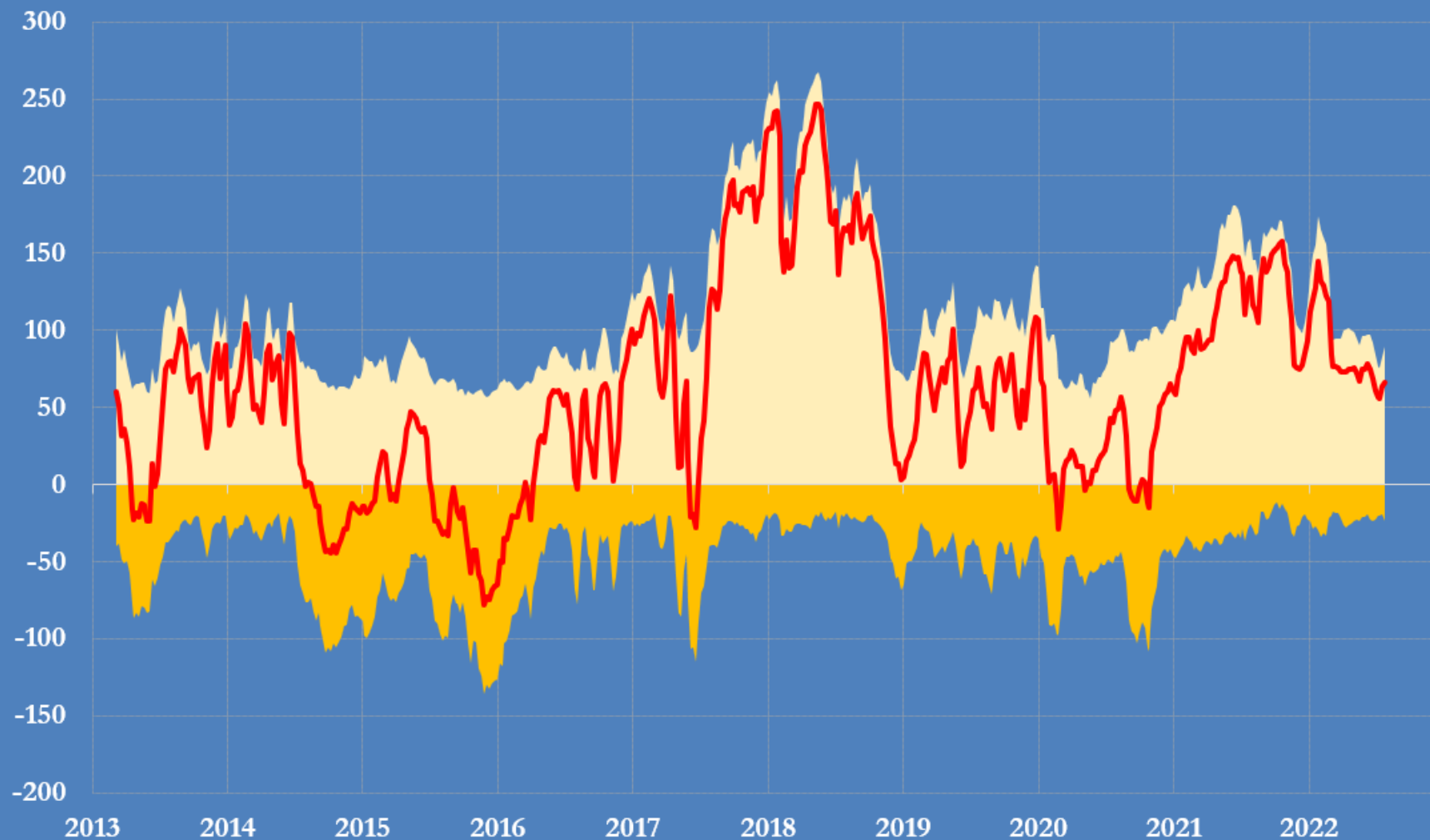
Money managers' weekly net position change in European gas oil (million bbl)



Sources: ICE Futures Europe

@JKempEnergy

Money managers' total long and short positions in middle distillates U.S. diesel and European gas oil (million bbl)



Long positions
Short positions
Net position

Sources: CFTC and ICE Futures Europe
@JKempEnergy

European gas oil calendar spread from Dec 2022 to Dec 2023

U.S.\$/bbl, daily and five-day centred average
contango (-) and backwardation (+)



Source: ICE Futures Europe

@JKempEnergy