

CFTC and ICE commitments of traders

Positions reported at close of business on May 3

JOHN KEMP

REUTERS

9 May 2022

CFTC and ICE commitments of traders

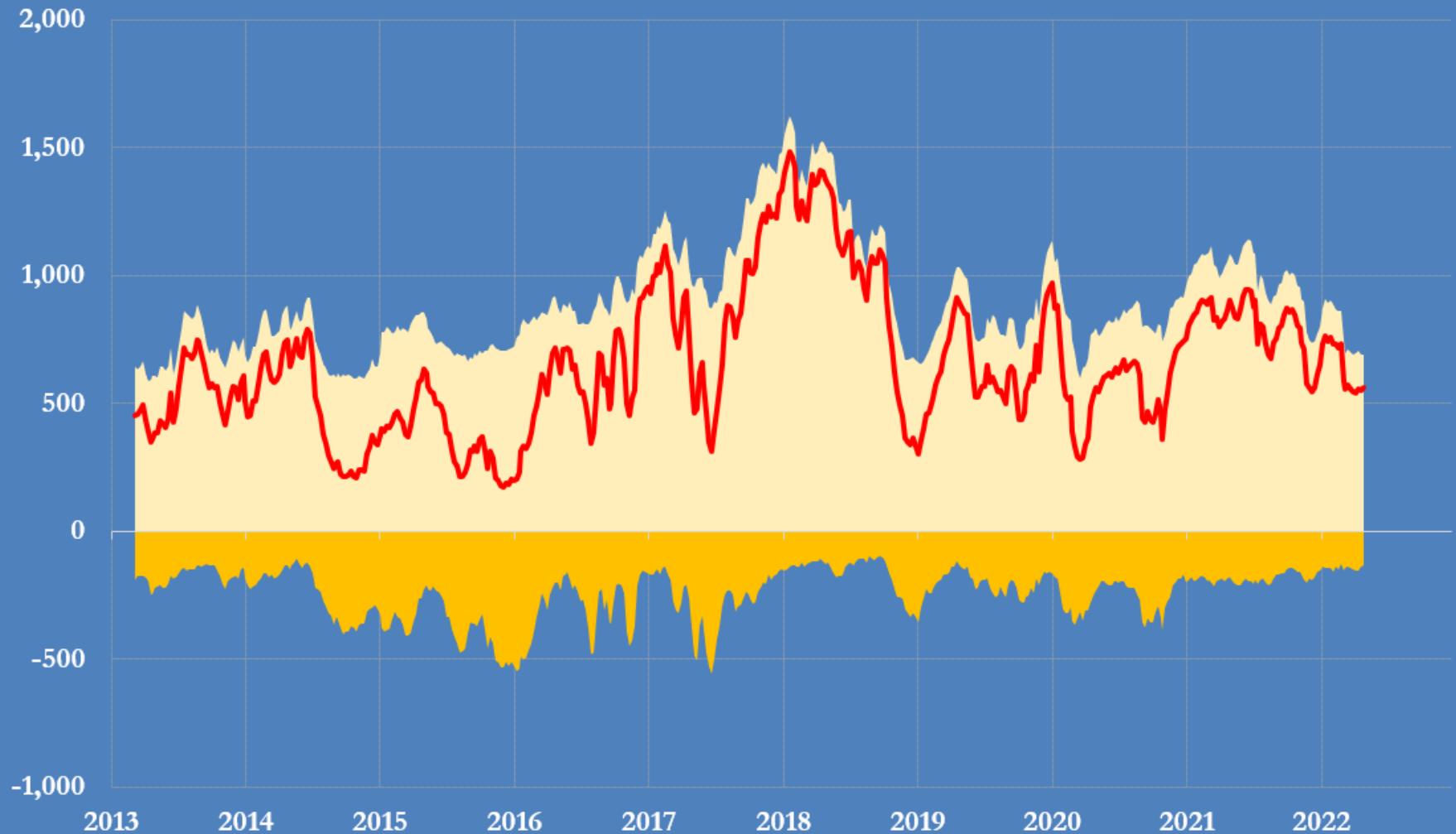
Week ending: 3 May 2022

| | Total Long Positions | Total Short Positions | Net Position (Long-Short) | | Δ Long Positions | Δ Short Positions | Δ Net position | Long/Short Positions Ratio | |
|---------------------------|----------------------|-----------------------|---------------------------|------------|------------------|-------------------|----------------|----------------------------|------------|
| | million bbl | million bbl | million bbl | percentile | million bbl | million bbl | million bbl | ratio | percentile |
| Total petroleum positions | 691 | 133 | 558 | 0.40 | +2 | -6 | +7 | 5.18 | 0.66 |
| Crude oil | 528 | 106 | 422 | 0.30 | +1 | -3 | +4 | 4.99 | 0.58 |
| All products | 163 | 28 | 136 | 0.59 | +0 | -3 | +4 | 5.91 | 0.59 |
| Middle distillates | 100 | 25 | 75 | 0.61 | -1 | -1 | -0 | 3.97 | 0.67 |
| WTI (NYMEX + ICE) | 295 | 36 | 259 | 0.44 | +2 | +2 | -0 | 8.14 | 0.79 |
| Brent | 233 | 70 | 163 | 0.24 | -0 | -4 | +4 | 3.34 | 0.33 |
| U.S. gasoline | 63 | 2 | 61 | 0.63 | +2 | -2 | +4 | 25.84 | 0.97 |
| U.S. diesel | 34 | 21 | 13 | 0.55 | +2 | +1 | +0 | 1.63 | 0.56 |
| European gas oil | 66 | 4 | 62 | 0.63 | -3 | -3 | -0 | 15.53 | 0.85 |

Percentiles are for all weeks since 2013

Sources: CFTC and ICE Futures Europe
@JKempEnergy

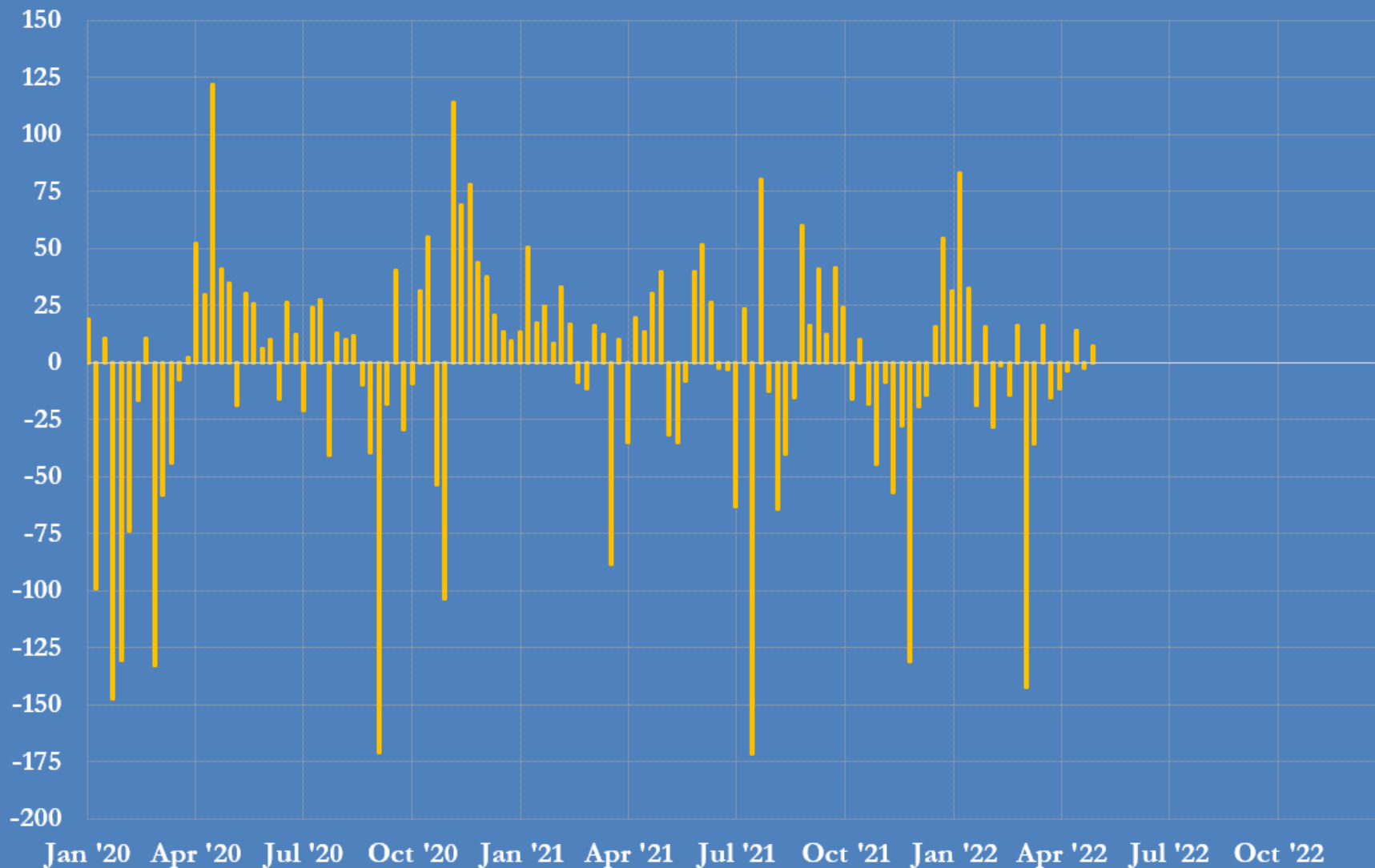
Money managers' total long and short positions in Brent, WTI, U.S. gasoline, U.S. diesel and European gasoil (million bbl)



Long positions
Short positions
Net position

Sources: CFTC and ICE Futures Europe
@JKempEnergy

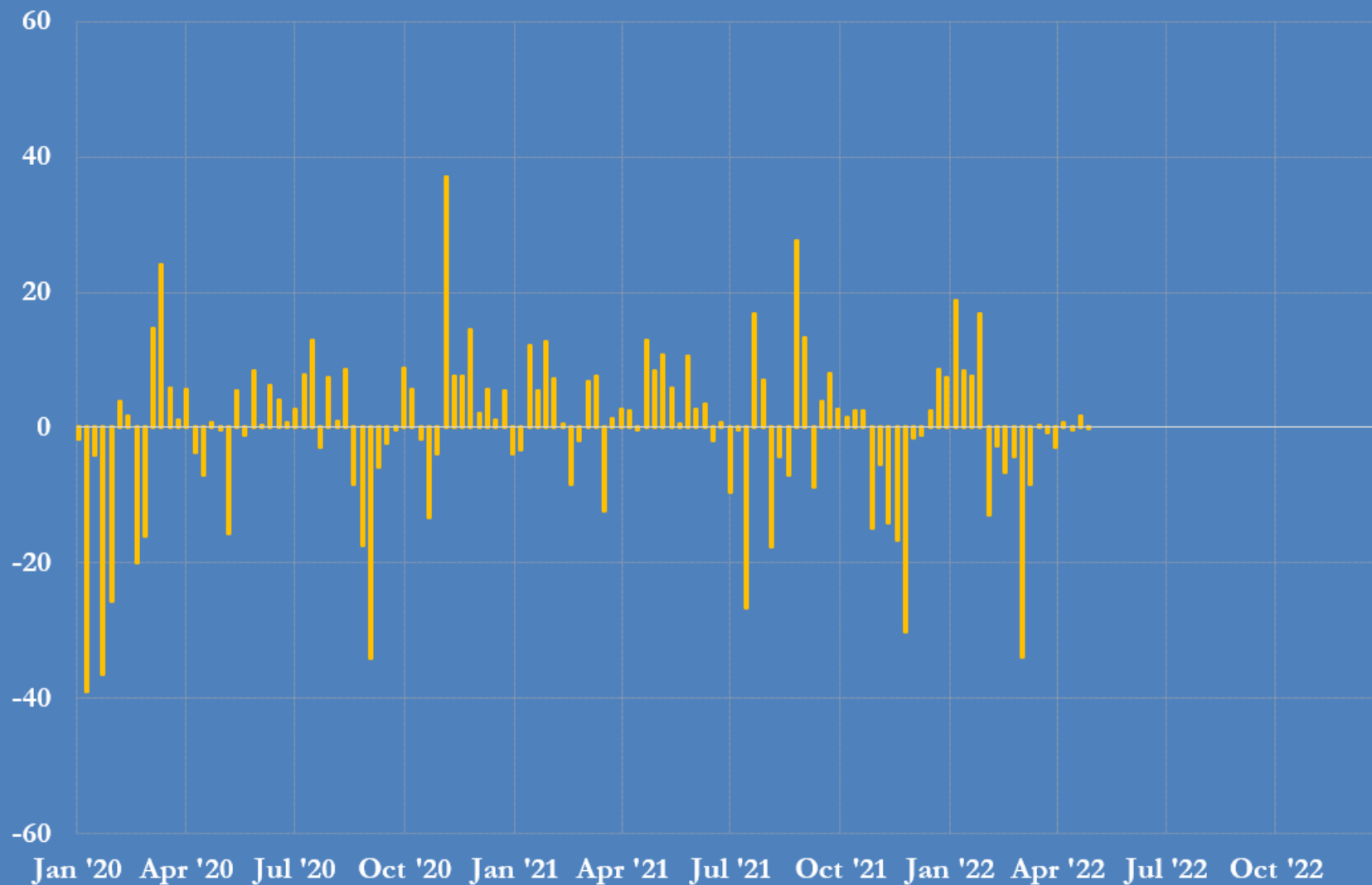
Money managers' weekly net position change in Brent, WTI, U.S. gasoline, U.S. diesel and Euro gasoil (million bbl)



Sources: CFTC and ICE Futures Europe

@JKempEnergy

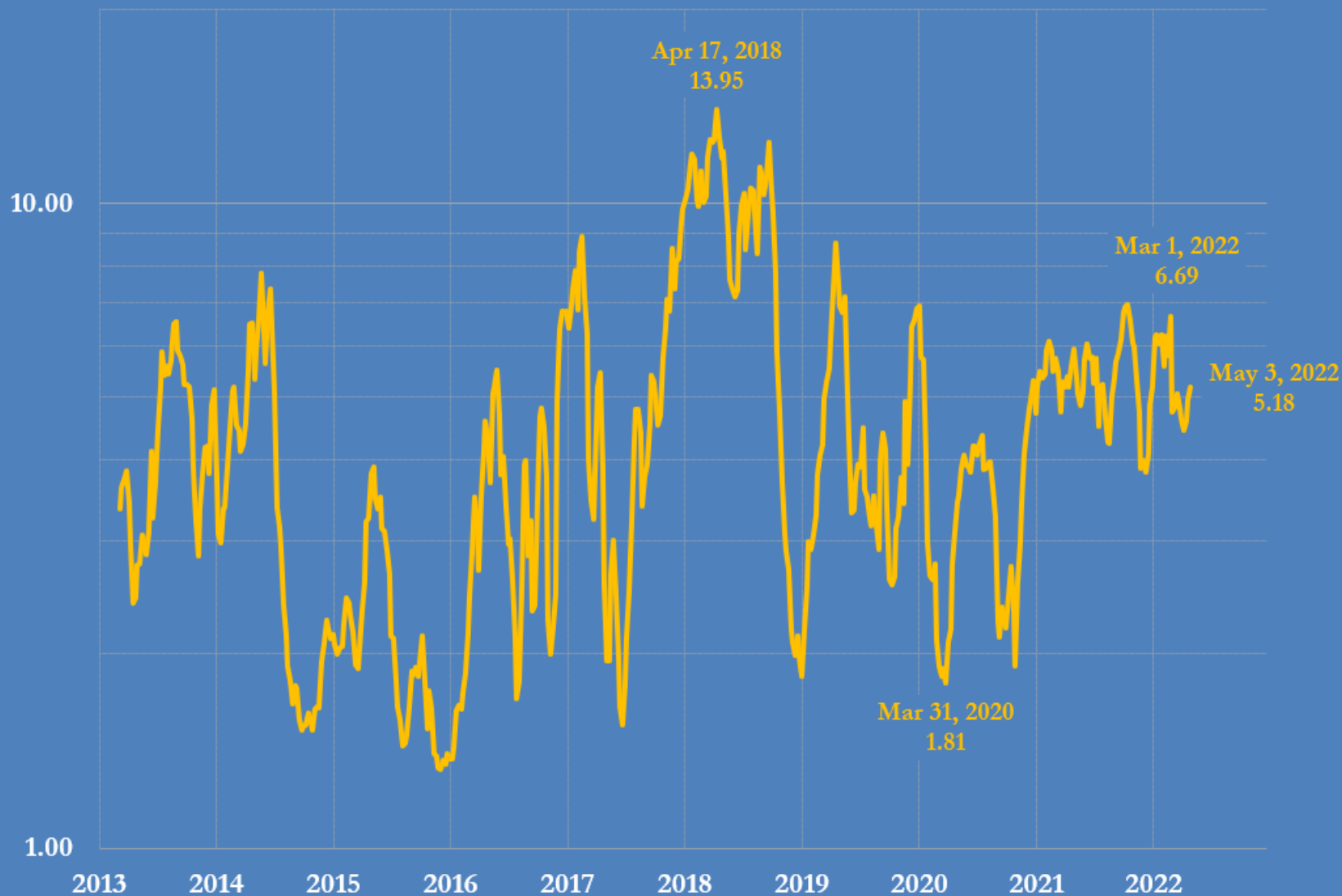
Money managers' weekly net position change in middle distillates European gas oil plus U.S. diesel (million bbl)



Sources: CFTC and ICE Futures Europe

@JKempEnergy

Ratio of money manager long to short positions in petroleum (Brent+WTI+gasoline+diesel+ gasoil) (log-scale)

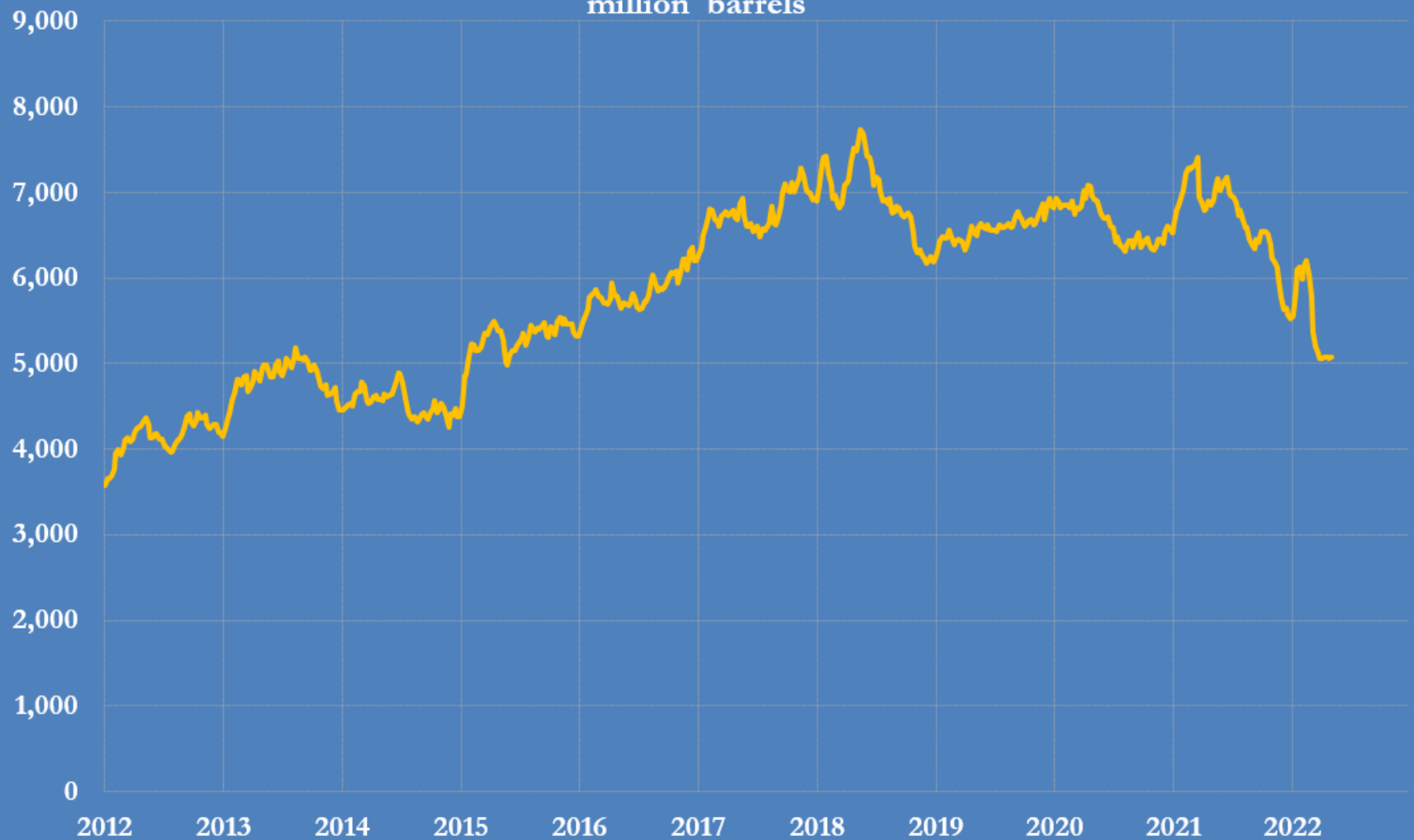


Sources: CFTC and ICE Futures Europe

@JKempEnergy

Total open interest in six major petroleum futures contracts

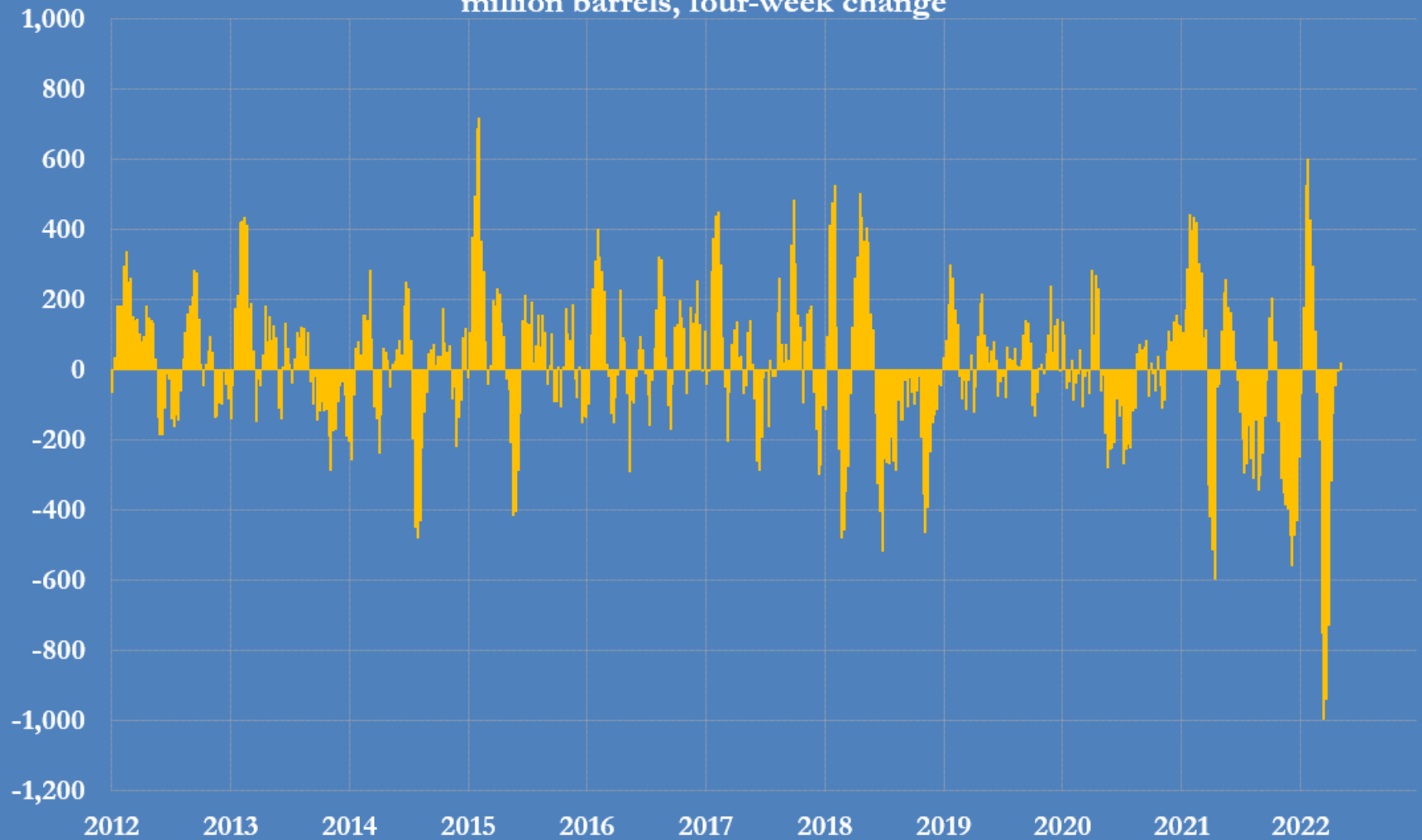
NYMEX and ICE WTI, ICE Brent, U.S. gasoline, U.S. diesel, European gas oil
million barrels



Sources: U.S. Commodity Futures Trading Commission and ICE Futures Europe
@JKempEnergy

Total open interest in six major petroleum futures contracts

NYMEX and ICE WTI, ICE Brent, U.S. gasoline, U.S. diesel, European gas oil
million barrels, four-week change



Sources: U.S. Commodity Futures Trading Commission and ICE Futures Europe
@JKempEnergy