

# CFTC and ICE commitments of traders

Positions reported at close of business on September 28

JOHN KEMP

REUTERS

4 Oct 2021

# CFTC and ICE commitments of traders

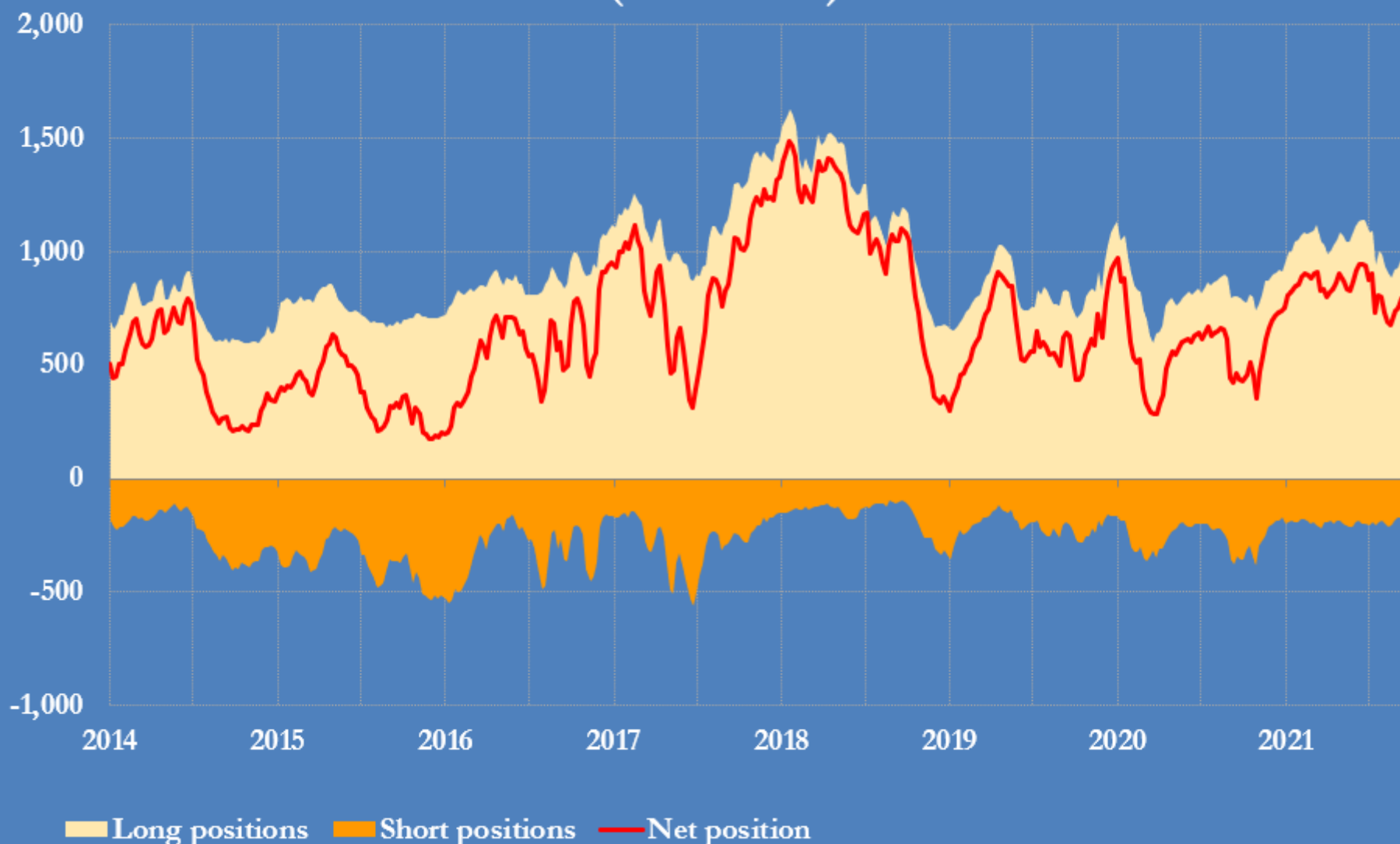
Week ending: 28 September 2021

	Total Long Positions	Total Short Positions	Net Position (Long-Short)		Δ Long Positions	Δ Short Positions	Δ Net position	Long/Short Positions Ratio	
	million bbl	million bbl	million bbl	percentile	million bbl	million bbl	million bbl	ratio	percentile
Total petroleum positions	1,012	165	847	0.76	+41	-1	+42	6.12	0.81
Crude oil	776	130	646	0.72	+40	+9	+30	5.95	0.72
All products	237	35	201	0.84	+1	-10	+11	6.75	0.84
Middle distillates	167	18	149	0.87	+3	-5	+8	9.46	0.95
WTI (NYMEX + ICE)	385	68	317	0.63	+20	-1	+21	5.65	0.63
Brent	391	62	329	0.68	+19	+10	+9	6.29	0.68
U.S. gasoline	70	17	52	0.54	-2	-5	+3	4.00	0.57
U.S. heating oil	57	13	45	0.86	-3	-0	-3	4.48	0.93
European gas oil	109	5	105	0.86	+6	-4	+11	22.69	0.92

Percentiles are for all weeks since 2013

Sources: CFTC and ICE Futures Europe  
@JKempEnergy

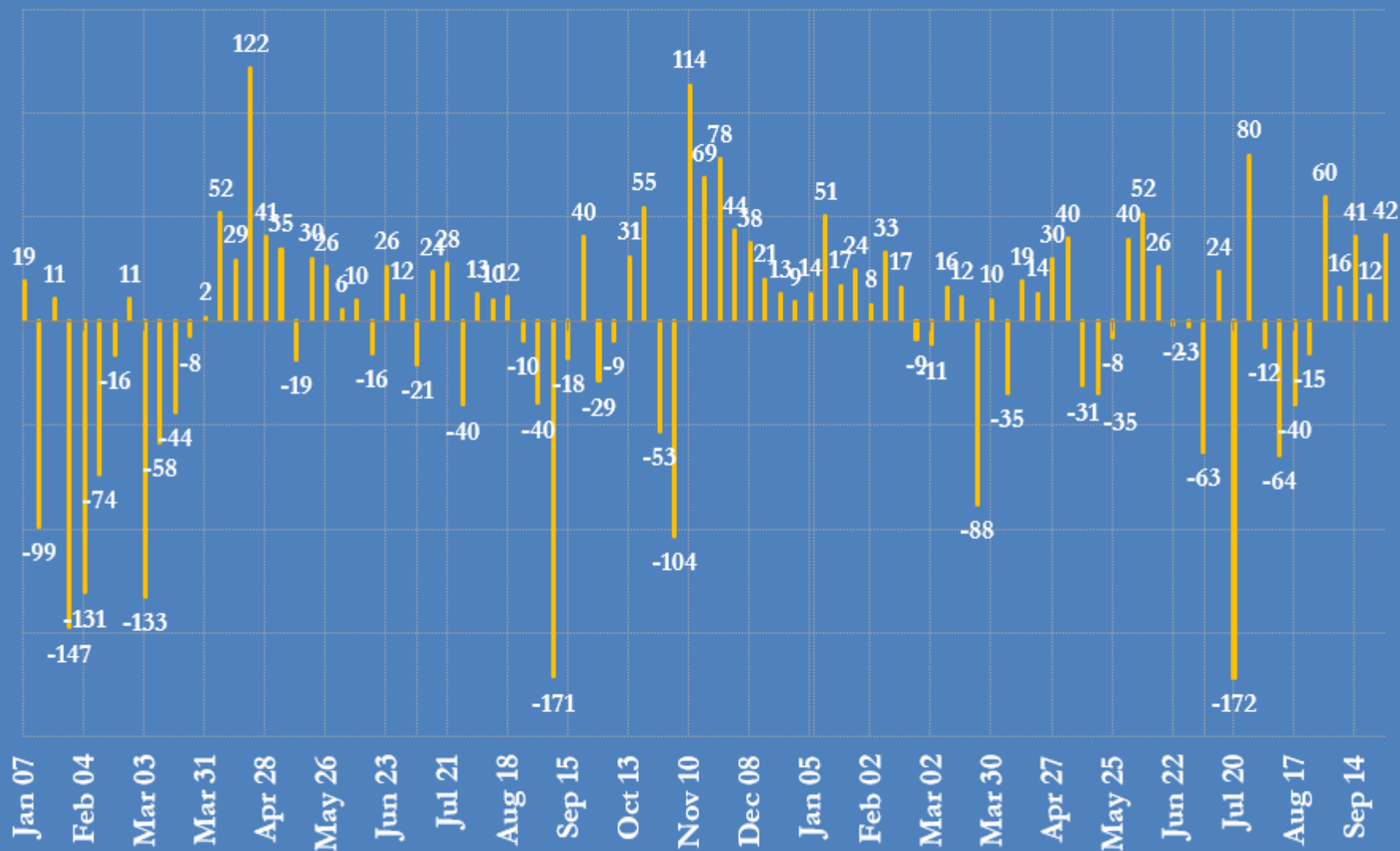
# Money managers' total long and short positions in Brent, WTI, U.S. gasoline, U.S. heating oil and European gasoil (million bbl)



Source: U.S. Commodity Futures Trading Commission, ICE Futures Europe

@JKempEnergy

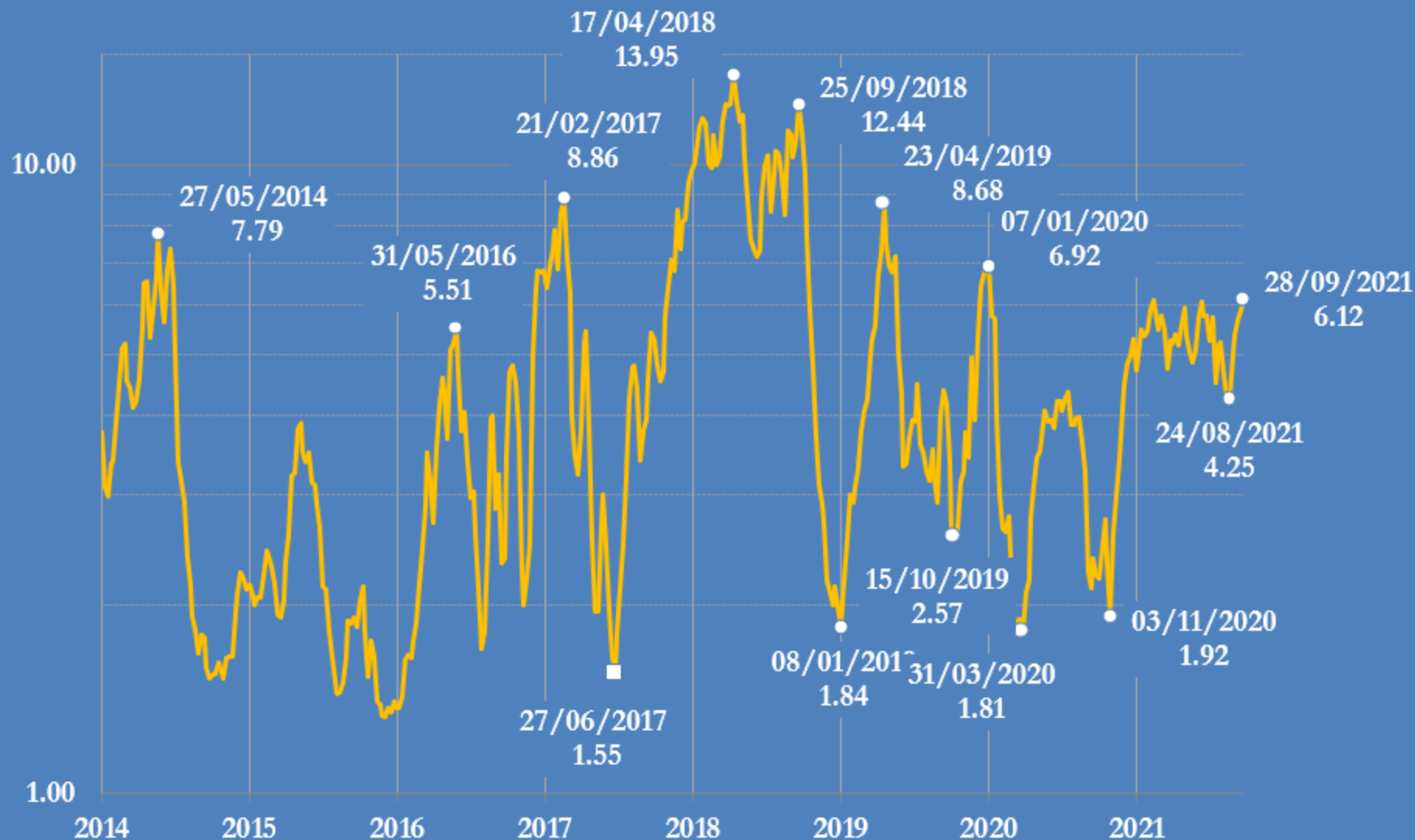
# Money managers' weekly net position change in Brent, WTI, U.S. gasoline, U.S. heating oil and Euro gasoil (million bbl)



Source: U.S. Commodity Futures Trading Commission, ICE Futures Europe

@JKempEnergy

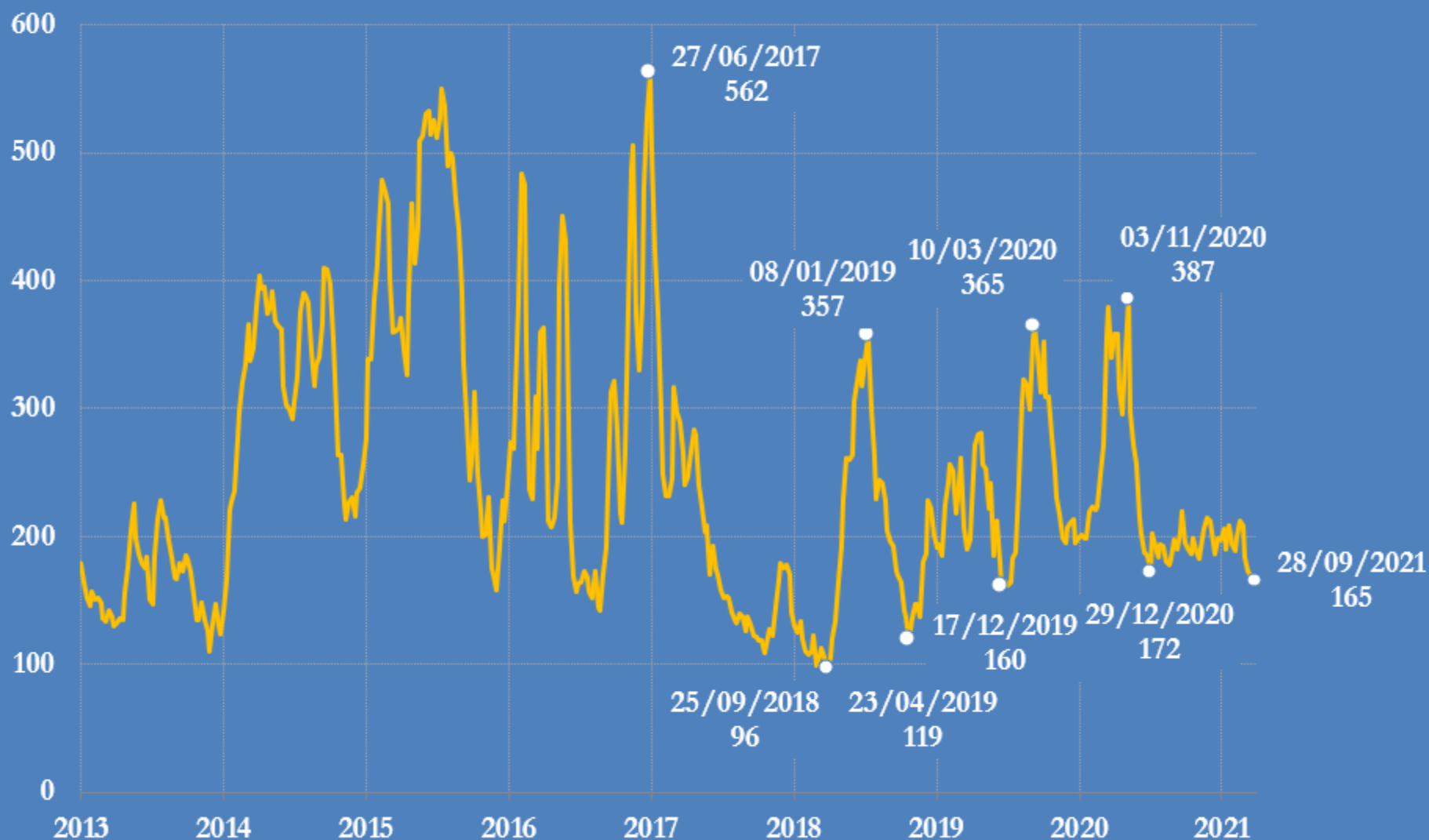
# Ratio of money manager long to short positions in petroleum (Brent+WTI+gasoline+heating oil+ gasoil) (*log-scale*)



Source: U.S. Commodity Futures Trading Commission, ICE Futures Europe

@JKempEnergy

## Money managers' total short positions in Brent, WTI, U.S. gasoline, U.S. heating oil and European gasoil (million bbl)



Source: U.S. Commodity Futures Trading Commission, ICE Futures Europe

@JKempEnergy