

# CFTC and ICE commitments of traders

## Positions reported at close of business on October 5

JOHN KEMP  
REUTERS  
11 Oct 2021

# CFTC and ICE commitments of traders

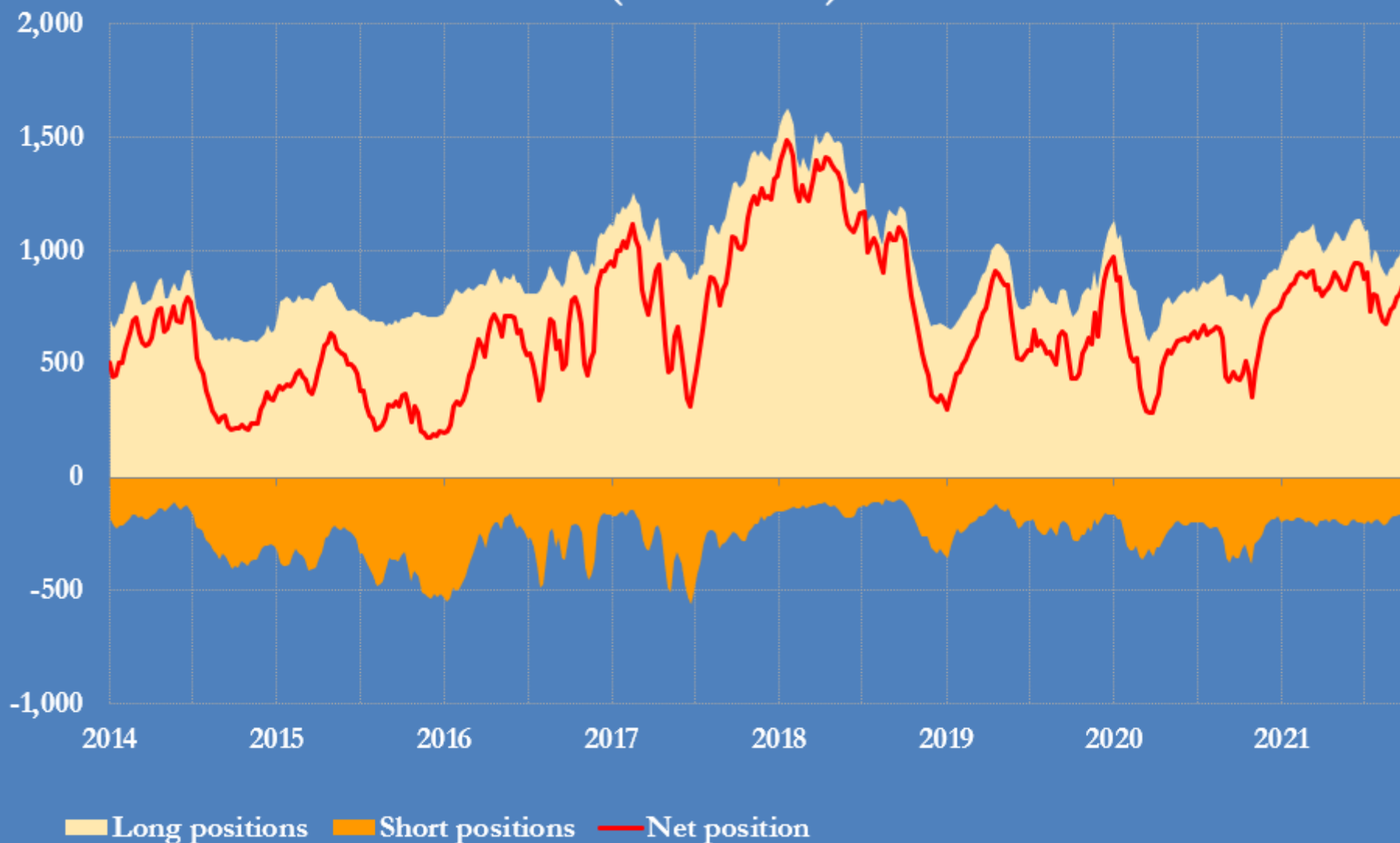
Week ending: 05 October 2021

	Total Long Positions	Total Short Positions	Net Position (Long-Short)		Δ Long Positions	Δ Short Positions	Δ Net position	Long/Short Positions Ratio	
	million bbl	million bbl	million bbl	percentile	million bbl	million bbl	million bbl	ratio	percentile
Total petroleum positions	1,022	151	871	0.78	+10	-14	+24	6.76	0.84
Crude oil	782	124	658	0.73	+6	-7	+13	6.33	0.77
All products	240	28	213	0.85	+4	-7	+11	8.66	0.85
Middle distillates	165	14	152	0.87	-1	-4	+3	12.14	0.98
WTI (NYMEX + ICE)	387	61	326	0.66	+2	-7	+9	6.32	0.69
Brent	395	62	333	0.68	+4	+0	+4	6.33	0.68
U.S. gasoline	75	14	61	0.65	+5	-3	+9	5.31	0.70
U.S. heating oil	58	10	48	0.88	+1	-2	+3	5.59	0.97
European gas oil	107	3	104	0.85	-2	-2	-1	33.62	0.94

Percentiles are for all weeks since 2013

Sources: CFTC and ICE Futures Europe  
@JKempEnergy

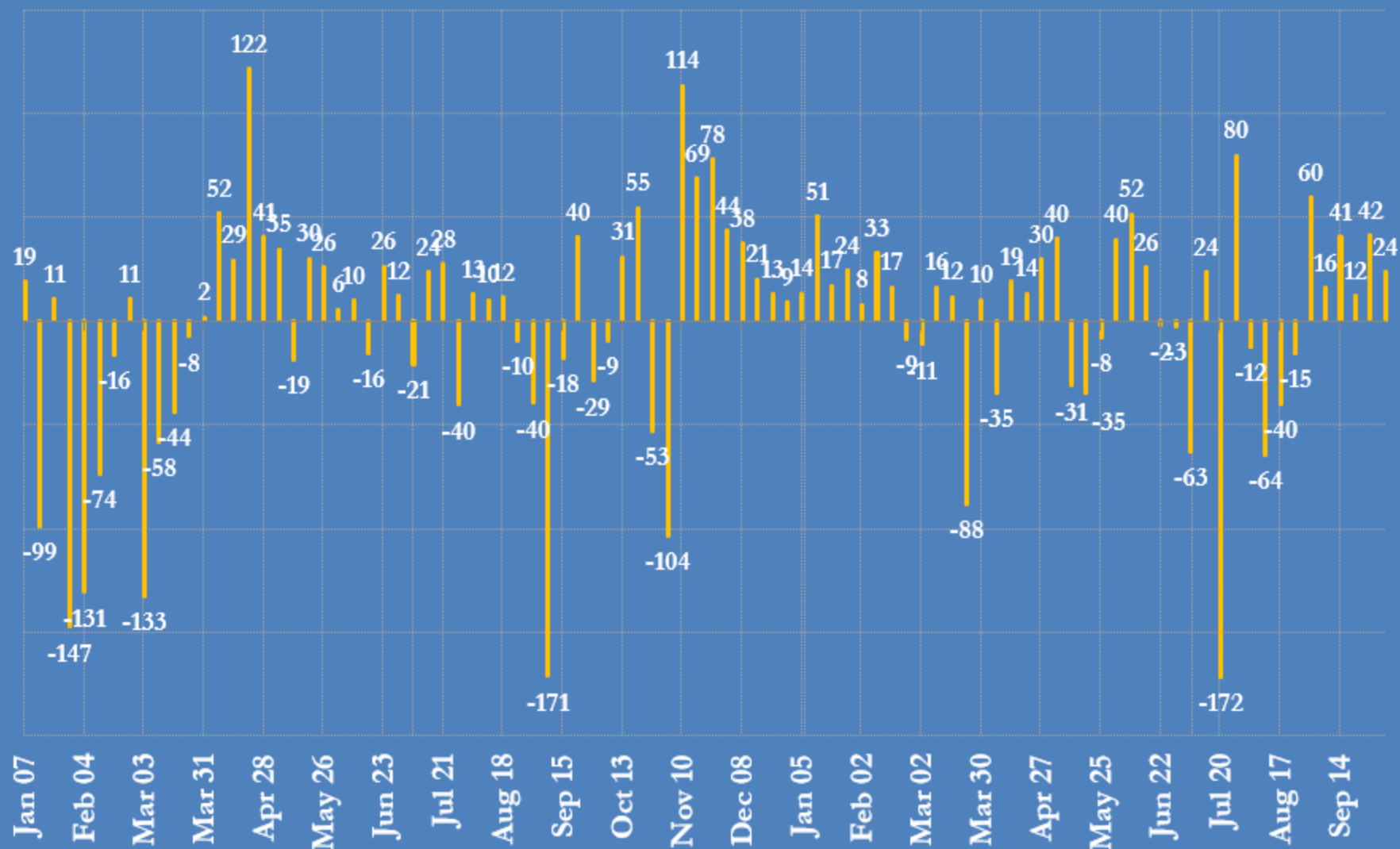
# Money managers' total long and short positions in Brent, WTI, U.S. gasoline, U.S. heating oil and European gasoil (million bbl)



Source: U.S. Commodity Futures Trading Commission, ICE Futures Europe

@JKempEnergy

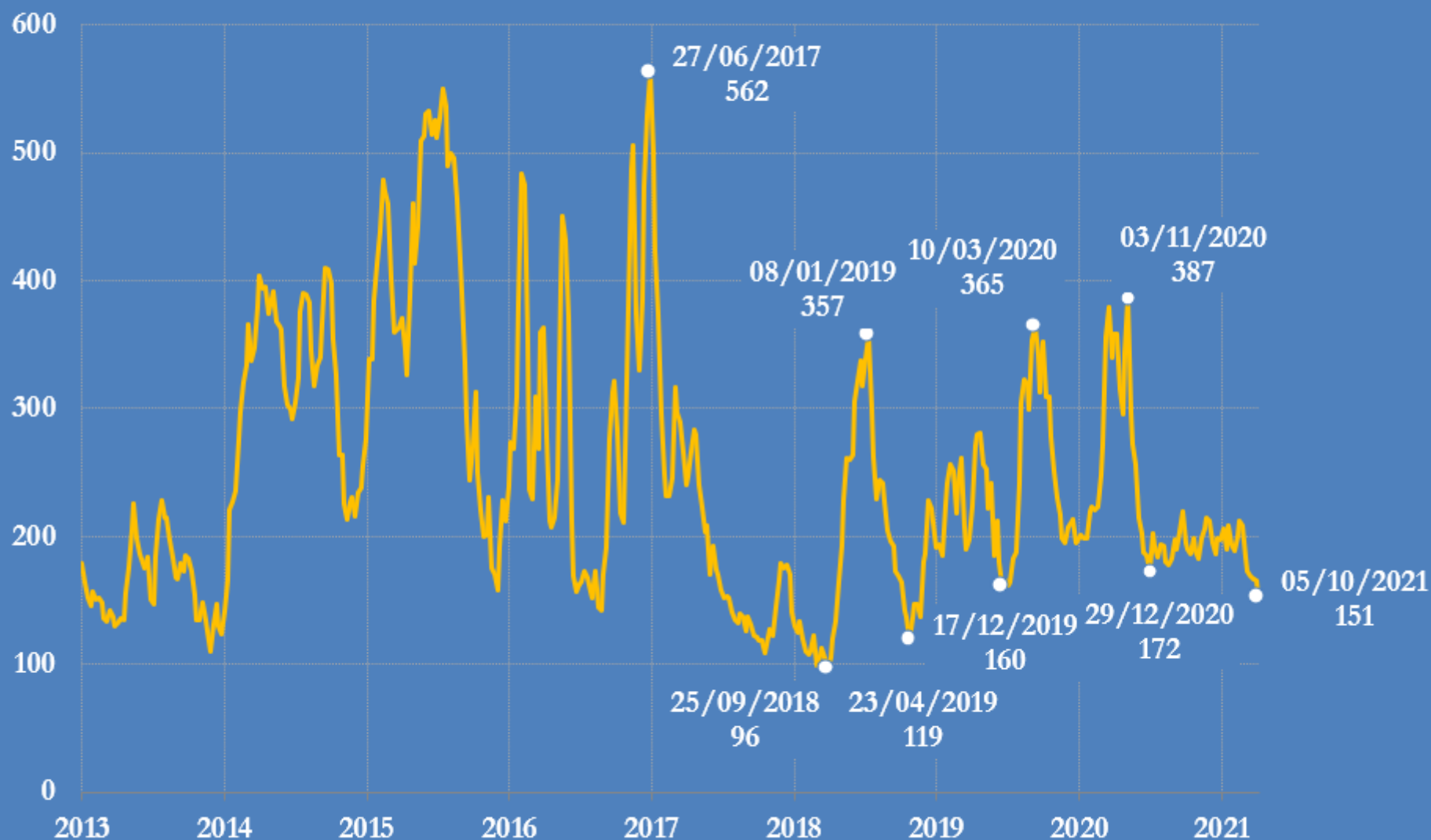
# Money managers' weekly net position change in Brent, WTI, U.S. gasoline, U.S. heating oil and Euro gasoil (million bbl)



Source: U.S. Commodity Futures Trading Commission, ICE Futures Europe

@JKempEnergy

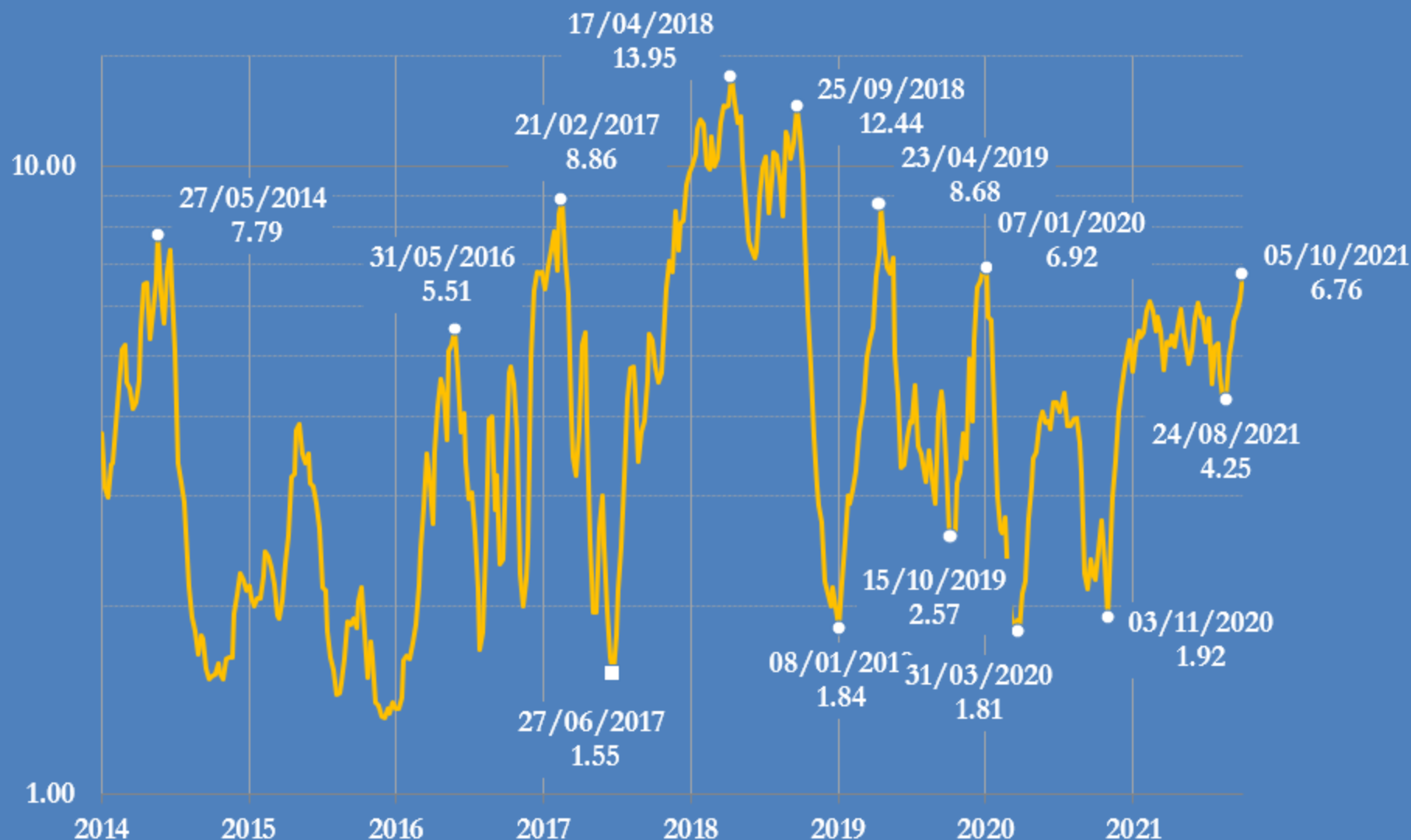
# Money managers' total short positions in Brent, WTI, U.S. gasoline, U.S. heating oil and European gasoil (million bbl)



Source: U.S. Commodity Futures Trading Commission, ICE Futures Europe

@JKempEnergy

# Ratio of money manager long to short positions in petroleum (Brent+WTI+gasoline+heating oil+ gasoil) (*log-scale*)

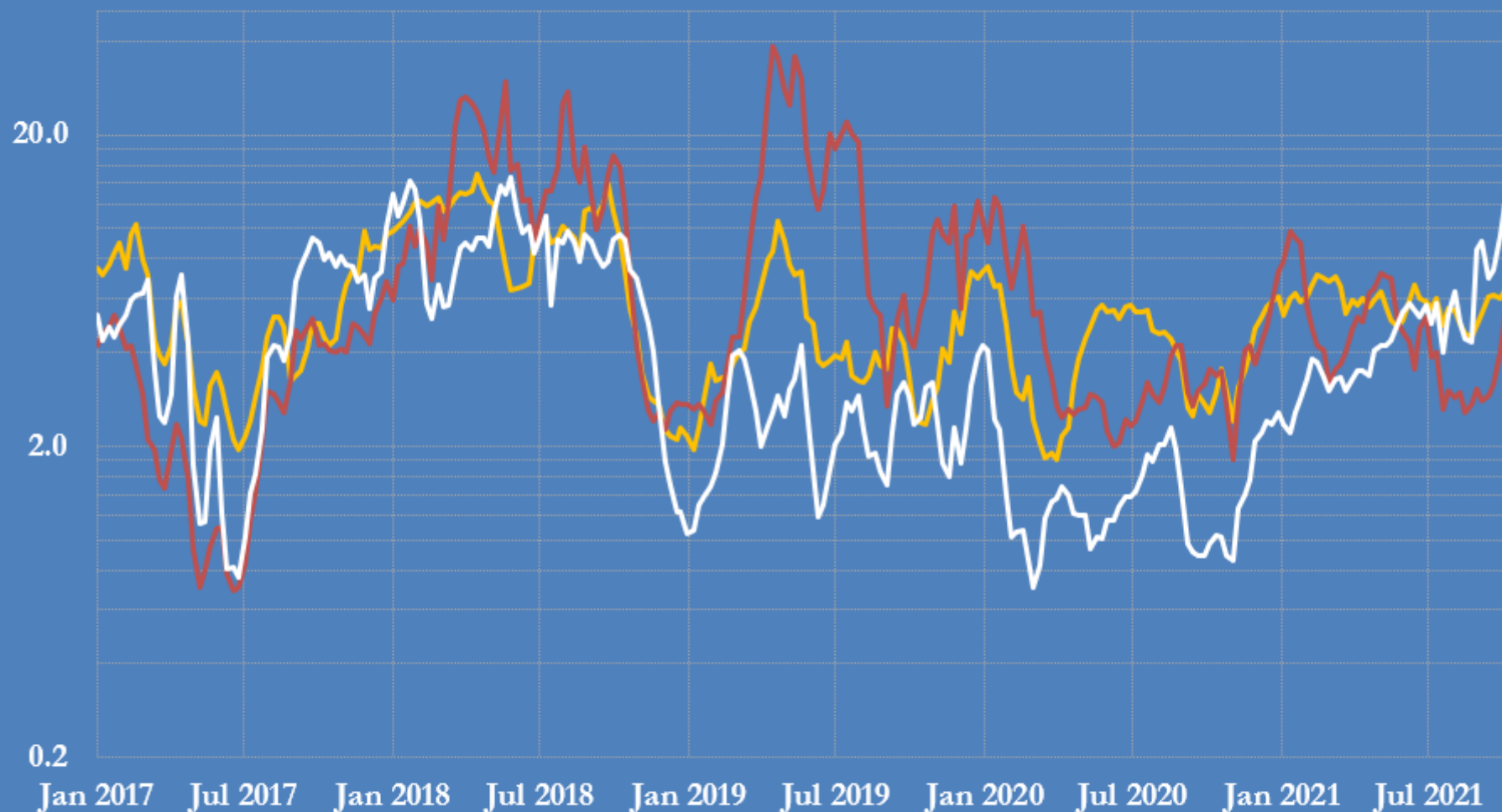


Source: U.S. Commodity Futures Trading Commission, ICE Futures Europe

@JKempEnergy

# Ratio of money managers' long to short positions in crude, gasoline and middle distillates, 2017-2021

Brent, WTI, RBOB, U.S. heating oil and European gasoil, semi-log scale



— Crude (ICE Brent, ICE WTI and NYMEX WTI)  
— Gasoline (NYMEX RBOB)  
— Distillates (NYMEX Heating Oil and ICE Gasoil)

Sources: NYMEX, ICE Futures Europe, CFTC  
@JKempEnergy